

**EVALUATION OF THE ROLE OF METADATA
MANAGEMENT, ACCESS CONTROL AND DATA LINEAGE
CAPABILITIES IN INDIAN IT SECTOR**

1. Introduction

1.1 Background

The steep rise of the Indian IT sector has enhanced its volume, complexity and sensibility of data generated and computed every day. Data governance frameworks are indispensable to secure data for organizations since it has to be secured from privacy regulations and organizational compliance. Therefore, effective data governance is achieved using the metadata management, access control, data lineage capabilities. Metadata management organizes the data efficiently so that it can readily be retrieved and used (Dorai Surendar Chittoor, 2025). Critical business information is protected by access control mechanisms that deny access to non authorized people, and data lineage tracking is done to maintain transparency with regards to the movement and transformation of data through multiple systems.

While regulatory changes, such as the beginning and going into effect of the Digital Personal Data Protection Act 2023 (DPDP Act), also play a role, the emphasis on data governance in the Indian IT sector is partly growing. However, even though metadata management, data lineage, access control have been recognized as part of the data governance, they are not implemented uniformly within the organizations (Abhilash Katari, 2023). These frameworks face numerous challenges of integration, lack of standardization, as well as scalability issues that make them ineffective.

1.2 Importance of the Study

Data is now becoming a strategic asset in the IT sector. As organizations are more and more data-driven in their decisions, being commercially responsible for data accuracy, data security, and compliance is on their top of the list. All of these are compounds of poorly managed metadata, inadequate access control mechanisms and inefficient data lineage tracking which can result into data breach, regulatory penalties and operational inefficiencies (Peuralinna, 2024).

The management of effective metadata is an organization's way to encode and structure data assets systematically for easier accessibility and usability. Access control mechanisms are mechanisms to prevent unauthorized access to sensitive data which reduces risk of cyber threat and data leaks. On the other hand, data lineage capabilities offer to provide an organization with a bright audit trail to provide for accountability and transparency in handling data (Dorai Surendar Chittoor, 2025).

Since IT operations are dynamic, and there is the emergence of new technologies including the cloud computing, artificial intelligence (AI), and blockchain, the traditional data governance techniques are obsolete (Peuralinna, 2024). The contribution from this research is in addressing critical gaps in data governance and providing tailored solutions to the Indian IT industry.

1.3 Research Question and Objectives

This study is guided by the following research questions:

- How does metadata management improve data security, privacy and compliance with regulatory standards in the IT sector?
- Explain strategies that can be adapted to utilise metadata management, access control and data lineage frameworks in the Indian IT sector.

To address these research questions, the study sets out the following objectives:

- To identify the concept of metadata management.
- To examine the significance of metadata management in ensuring data security, privacy and compliance with regulatory standards in the IT sector.
- To analyse IT companies' challenges in implementing metadata management access control and data lineage solutions.
- To provide practices and strategies for optimising metadata management, access control and data lineage frameworks.

1.4 Limitations

This research has however some limitations in its comprehensive approach. Firstly, it restricts the generalizability through limitations of study to Indian IT Sector only. Second, data governance issues are different across organizations, which implies that solutions put forth may demand amendment in keeping with unique business conditions (Mahanti, 2021b). In addition, access to proprietary data governance framework used by leading IT firms is limited, which may limit the analysis depth. However, the study intends to contribute meaningful insights to help improve the data governance practices in Indian IT firms.

1.5 Structure of the Report

The report is structured as follows:

Introduction – Deals with the background, the importance of the study, questions under study, objectives and the limitations of the study.

Literature Review – Discussions on what is already known on metadata management, access control, and data lineage, noting those areas for further work with the novelty of the project.

Research Methodology – Explains the research approach, how data was collected and how it was analyzed.

Design Specification – Specifies the proposed system design in terms of architecture, data flow and the functional requirements.

Implementation – Explains the development and deployment process of the metadata management, access control, and data lineage framework.

Evaluation – Evaluates the efficiency of the executed framework by means of case studies, performance metrics, and also expert feedbacks.

Conclusion and Future Work – Provides conclusions and future work, summarizes the contributions, and outlines future work for the chosen problem.

2. Literature Review

2.1 Introduction

As the Indian IT sector develops organization interest in the data governance, security, and compliance, the importance of metadata management, access control and data lineage capacities has raised. As a result of the implementation of the Digital Personal Data Protection Act (DPDP) 2023, businesses should revise the data governance frameworks to meet the regulatory standards (Ulrich et al., 2022). On the other hand, this literature review introduces existing researches on metadata management, access control and data lineage, issues that were discussed, benefits and strategies for optimization.

2.2 Concept of Metadata Management

Data Governance is such crucial that data consistency, accessibility and usability is ensured with metadata management. Structured information describing, explaining or locating data is considered as metadata (French, 2025). It facilitates organizations classifying, storing, and retrieving data rapidly, and optimally allowing the business to function and stay compliant.

As stated by Brian (2024), metadata management helps improving traceability of data assets and decision-making processes. It is important for maintaining the data quality by keeping the data consistent on different datasets. Metadata repos are used for building business rules, data definitions and the transformation logic that supports the data lineage and access control mechanics.

Mayernik (2020) however contend that the fragmented data silos, inconsistent metadata standards and scalability challenges make metadata management in Indian IT firms difficult. In most organizations, metadata management is not automated which leads to errors, duplication, as well as slow retrieval processes. Meeting these challenges demands that the metadata framework be standardized so it can be easily linked to IT infrastructure, including cloud systems.

2.3 Importance of Metadata Management for Security, Privacy, and Compliance

With the emphasis on the data security and privacy regulations growing by the day, the managing of the metadata has become a vital part of the compliance frameworks. Organizations with effective metadata management are able to:

- Restrict unauthorized access to sensitive data and classify it.
- Always keep data lineage records to track down data movement and modification.
- Enable regulatory compliance with DPDP Act.

According to Ulrich et al. (2022), metadata management can help comply with auditing, due to the transparency of data usage, transformation and history accessed. These logs help the organizations to show compliance with the data protection laws and industry standards.

This, however, cannot guarantee full compliance. Data breaches and unauthorized modifications require metadata systems to be integrated with strong access control policies along with automated monitoring tools, as mentioned by Punithavathi et al. (2022).

2.4 Role of Access Control in Data Governance

Control access mechanisms are the basic building blocks to shield the organizational data from unauthorized access, alteration, and dissemination of such information. However, access control frameworks provide effective ways on how to mitigate Insider threats, Cyber attacks and unauthorized data access.

Three classes of access control mechanisms which include:

Discretionary Access Control (DAC) – It allows the data owners to decide about the access permission.

Mandatory Access Control (MAC) – Particularly used in applications of government and military where security has to be strictly enforced.

Role-Based Access Control (RBAC) – Permissions are assigned based on user role, making it more secure and efficacious.

Indian IT organizations have widely adopted RBAC based on compliance requirements and scalability of access management (Sultan and Jensen, 2021). Nevertheless the integration of access control into large scale IT infrastructures is invalid, because enterprise systems are heterogeneous.

Furthermore, fine grained access control policies are necessary for securing the sensitive data stored in the cloud environment. Misconfigured access controls are a big problem in many Indian IT firms and result in data exposure and compliance violations.

2.5 Data Lineage and Its Impact on Data Integrity

Data lineage means tracking the data at movement, transformation and usage across various systems. It is used to provide organizational visibility to data flow which in turn facilitates maintaining data integrity, security and regulatory control.

Also, Pulicharla (2024) notes that data lineage is important in:

- Ensuring data traceability and accountability.
- Identify unauthorised modifications or data corruption.
- Supporting regulatory audits and risk management.

However, there are few challenges to implement data lineage tracking. However, as pointed out by Mahanti (2021), traditional data governance tools do not automate the data lineage capabilities within the organization to track data movement through many distributed systems. Further, there are also barriers to implementing real time data lineage solving, in particular related to legacy IT infrastructures.

2.6 Challenges in Implementing Metadata Management, Access Control, and Data Lineage Solutions

Implementing of metadata management, access control and data lineage often present many challenges to reach good data governance.

Lack of Standardization – Indian IT companies do not have a framework of unified metadata management, thus, they have different classification and security policies (Xie, 2022).

Integration Issues – Due to the challenges of integrating metadata tools and access control systems into legacy IT infrastructures, data silos and inefficiencies occur.

Scalability Concerns – Large IT firms generate huge volumes of data which renders it difficult to preserve real time data lineage tracking and access control.

Security Risks – Insider threat and data breach are increased by weak access controls and misconfigured permissions (Zhao, 2021).

Regulatory Compliance Complexity – Metadata management and access control frameworks need to be updated continuously to meet the need to evolve in the data protection laws.

2.7 Strategies for Optimizing Metadata Management, Access Control, and Data Lineage Frameworks

In order to improve data governance practices, Indian IT firms must adopt best practices and optimization strategies on metadata management, access control and data lineage:

Automated Metadata Management – Using AI driven metadata tools can help with cataloging, classification and retrieval of data (Mittal et al., 2022).

Fine-Grained Access Control Policies – Zero trust security models and multi factor authentication (MFA) enforce data protection.

Blockchain for Data Lineage – Since blockchain technology is leveraged, immutable data lineage tracking is ensured and there is an added transparency.

Compliance-Driven Data Governance – This is because, by aligning metadata rights with the DPDP Act, legal compliance is underway (Dorai Surendar Chittoor, 2025).

Cloud-Native Security Solutions – Cloud adoption can also help to scale the scalability and operational efficiency.

2.8 Conclusion

The literature review shows that metadata management, access control and data lineage are crucial to secure data in Indian IT firms. Although they have a lot of benefits, organizations have major implementation challenges, including integration issues, security risks and not to mention regulatory complexities. To address these challenges, automated metadata management, fine grained access controls and blockchain based data lineage tracking are required. With them, Indian IT firms can improve their data security, follow the compliance norms, and optimize their overall operational efficiency.

3 Research Methodology

3.1 Research Design

This research design uses qualitative and quantitative methods to complete its research objectives. Research through a mixed approach allows scientists to identify complete information about metadata capabilities and data access control along with lineage tracing in India's IT sector (jyewfatt, 2024). By linking literature review and expert survey data with numerical survey data and case study analysis the researcher achieves a deep comprehension

of metadata implementation hurdles and functional aspects. The mixed approach of qualitative research methods produces both complete expert analysis and quantitative statistical capabilities that allow proper framework development through tested patterns. Research teams from universities can validate their outcomes by performing objective and subjective metadata management factor evaluations through their analytical framework. The research analyzes cases to transfer theoretical principles into true business environments thus making the metadata framework more applicable to India's IT industry. The study succeeds in gathering metadata governance data from different dimensions because it uses a combination of technical and organizational measurement techniques. A mixed research approach allows researchers to study the link between modern technological systems and metadata management practices regarding development needs and compliance standards. The research design allows investigators to obtain complete industry trends which helps organizations generate robust metadata policies that conform to their best practices and legal standards.

3.2 Research Approach

The research adopts pragmatic principles as it combines deductive and inductive reasoning methods. The existing frameworks and theories for metadata management together with access control and data lineage receive deduction testing within this research so that findings rest on established academic and industry literature. A comprehensive theoretical foundation exists because this study analyzes past studies along with practical best practices in combination with regulatory guidelines. The research needs inductive reasoning to detect new developments through the examination of survey and interview data points. The combination of deductive and inductive reasoning helps the research adapt to real-world intricacies because it finds new practical solutions (Tomáš Řezník et al., 2022).

The research ties conceptual theories to practical observation findings to enrich understanding about metadata control systems in the IT sector. The pragmatic research approach helps researchers include complex real-world issues in their research which makes their findings more practical rather than remaining theoretical. A research approach should be flexible to identify and analyze both structured and unstructured data sources because metadata governance in IT organizations operates dynamically. The research combines deductive and inductive approaches to deliver conclusions which address structured theories as well as unstructured industrial developments throughout various IT systems (Tomáš Řezník et al., 2022).

The pragmatic research method benefits research through its capability to embrace new discoveries and various data sources. The study implements an adaptive framework which refuses to be limited by any fixed methodology because it accepts upcoming trends and developing metadata management and access control challenges. Open-ended research methodology has clear benefits for this study because it enables the immediate implementation of new data privacy rules and improved metadata tracking solutions to the analytical framework. The methodology ensures that developed results maintain validity across modern times and continue working effectively with emerging IT industry advancements (Tomáš Řezník et al., 2022).

Technological studies aimed at practical needs enable the unification of security information systems with computer science along with business administration and regulatory control. Metadata management serves multiple domains within IT governance thus requiring coordination between different management perspectives to function properly. The research design's integration of multiple disciplines produces detailed results that benefit several professional groups including IT specialists and business executives and government policymakers. A pragmatic research design offers precise structure to study framework exploration through academic procedures with industrial practicality requirements. The whole approach helps researchers make practical suggestions that adapt to India's IT firms and their unique challenges to enhance metadata governance and regulatory compliance standards (Tomáš Řezník et al., 2022).

Pragmatic Research Approach in IT Governance

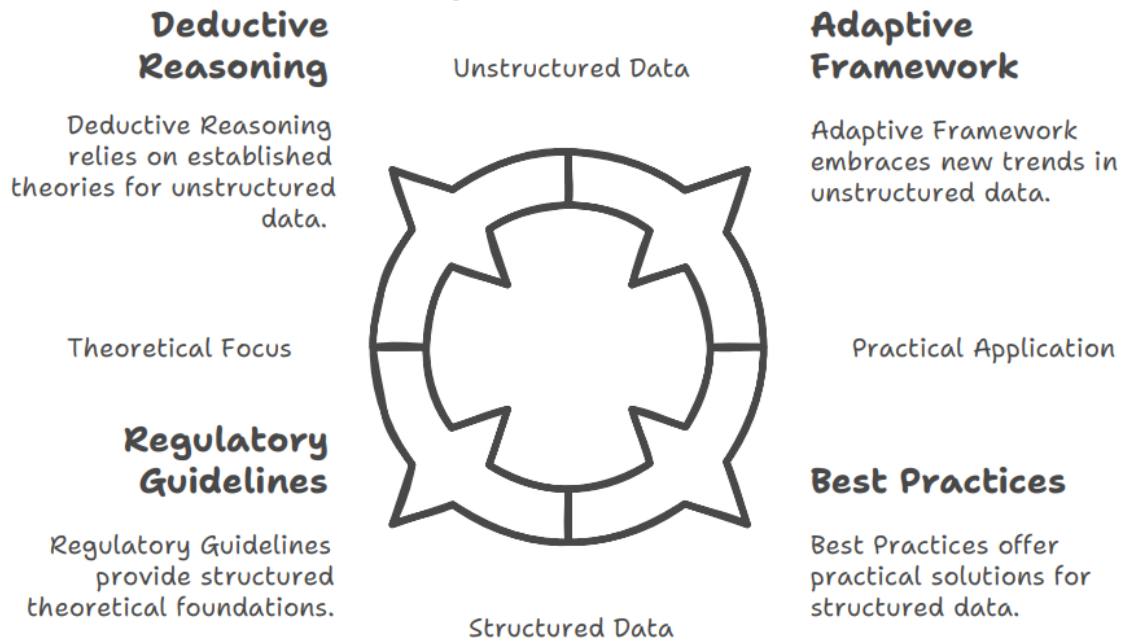


Figure 1 Research Approach

3.3 Data Collection Methods

The research uses both primary along with secondary data collection procedures. Surveys together with interviews and case studies were used to collect primary data which provided an extensive examination of metadata management procedures. IT professionals and data governance experts together with security analysts from the Indian IT sector received a structured questionnaire for survey participation. Surveys focused on understanding framework operations while identifying practical execution difficulties and studying the advantages obtained from those systems. Additional information came from semi-structured interviews which involved key stakeholders who held titles as IT managers, compliance officers and metadata specialists. The gathered interviews enabled researchers to explore fundamental aspects behind metadata management frameworks as well as operational and strategic and technical elements of access control and data lineage (Altexsoft, 2023).

The study evaluated metadata management solutions in IT firms to demonstrate practical best practices, implementation difficulties and result achievements. The researchers included case studies in their study to measure advanced organizational approaches that enhanced the quality of their research findings. Academic journals together with industry reports and government rules served as the sources for secondary data. The research evaluated numerous peer-reviewed

articles about data governance, security and compliance to build its theoretical base. The findings integration included statistical analysis from NASSCOM as well as IDC which provided emerging industry trends. The analysis of Digital Personal Data Protection laws and government documents confirmed that the research meets up-to-date regulatory requirements along with compliance standards (Altexsoft, 2023) .

Data collection proceeded in an iterative manner which enabled researchers to improve their thematic analysis continuously so that it became a flexible approach to metadata management practices analysis. Multiple data sources within this research project increased the both the reliability and suitability of the observed findings. The research process maintained flexibility through feedback loops connected to initial data analysis thus making it possible to adapt according to new industry trends and emerging pattern observations. The combination of quantitative and qualitative data analysis gave the research team a comprehensive view for developing practical guidelines for metadata governance (Altexsoft, 2023) .

3.4 Sampling Strategy

This study used purposive sampling to recruit subjects who had background expertise in data governance combined with IT security. The study interviewed 50 IT workers from Indian IT companies who manage data governance teams. The research team included twenty compliance officers who ensured legal compliance standards and twenty additional officers who explained their struggles in linking metadata with these rules. The research team interviewed ten experts on metadata to help improve research methods alongside their work experience (Zubchenko, 2021).

Including many business positions in the study helped researchers see how metadata is handled across different IT management levels. The study achieved its targets when it examined how different-sized companies implement metadata governance systems. The research balanced its findings through a study of IT experts who worked with cloud computing and had experience in software development and security (Kniazieva, 2022).

The research strategy selected stratified sampling to enable collection from participants who worked in organizations with varying IT governance maturity levels. The research relied on both junior and senior executive participants at different levels of experience to gather structured information about metadata management procedures. These hubs enabled researchers to gain special insight into the regional-specific governance procedures (Kniazieva, 2022).

Research design selected organizations that had progressed differently through DPDP Act 2023 implementation plus organizations that implemented the regulation quickly. The research examined how organizations reacted to new rules through combination of organizations that already used DPDP Act 2023 with new stakeholders adopting it. The research results apply across IT governance situations since the study created a balance between participation of experienced personnel who work in particular sectors and organizations of all sizes (Kniazieva, 2022).

Metadata Governance Study Structure

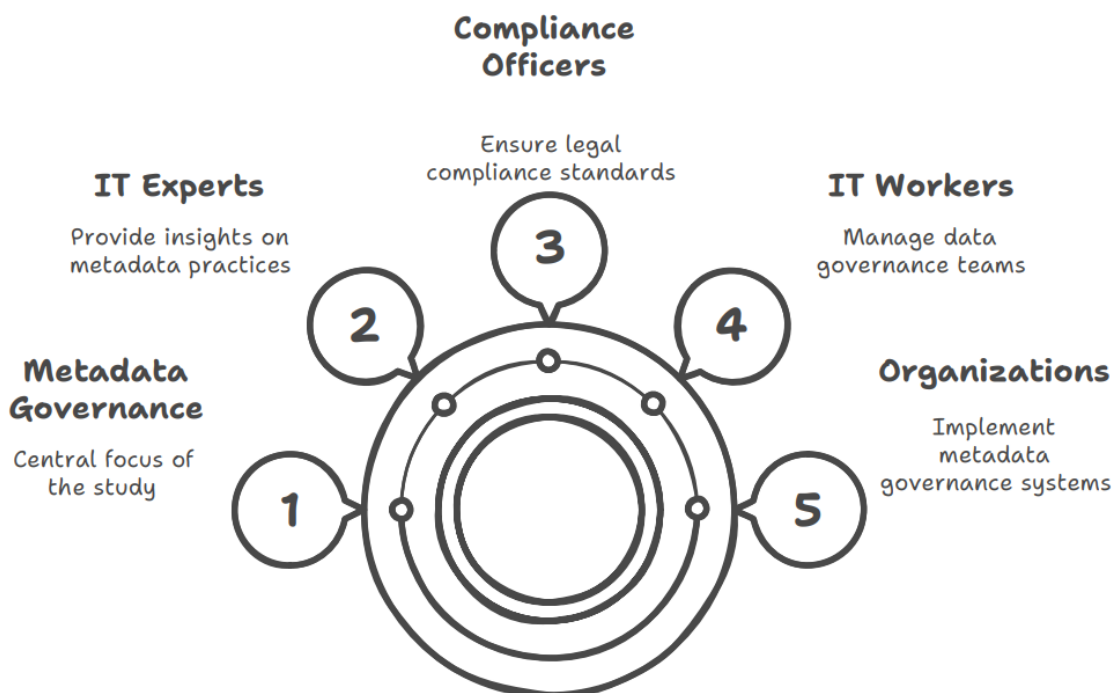


Figure 2 Sampling Strategy

3.5 Ethical Considerations

Research requires ethical guidelines to deliver responsible conduct and maintain integrity when enforceable laws and ethical standards apply. All studies benefit from strict ethical protections which protect both their privacy and rights and result in accurate research analysis. Research ethics upholds fundamental ethical principles that protect the right of participants to informed consent while maintaining confidentiality of research data and ensuring unforced participation through anonymous means and reducing bias and obtaining board-based ethical approval. The research project upholds ethical best practices using these principles from data collection through publication (INTELEGAIN TECHNOLOGIES, 2024).

The study requires each participant to freely consent to become part of the research before beginning. Participants got thorough information about the research target extending to its methodological framework as well as detailed explanations regarding both the benefits and potential risks of study participation. Participants obtained critical understanding of research participation through the informed consent process yet maintained complete liberty to decline participation. All participants signed written consent forms to join the research before they maintained the right to withdraw from the study at their discretion throughout the study period. The establishment of voluntary participant status served essential ethical conduct and protected participants from unwanted external influences. Confidentiality practices with data protection protocols form the foundation of participant privacy protection measures. The research team removed all distinguishing attributes to ensure full confidentiality for survey respondents. Data management for the research received backing from GDPR and DPDP Act 2023 along with their protective protocols.

Marked as a necessity by researchers were procedures to reduce both bias and conflicts of interest from the research process. The researchers implemented multiple preserving strategies to maintain study objectivity throughout the research process. The researchers protected participants from answer bias through their use of questions designed in neutral terms in surveys and interviews. Researchers executed their data analysis to create valid methods which prevented interpretive errors through subjectivity in the summarized results. Before reviewing the material expert peer reviewers inspected the research methods together with findings for possible biases to preserve study credibility. Research personnel disclosed potential conflicts affecting the study yet maintained absolute transparency in their reporting of all information. An independent ethics review board performed the task of ethical oversight for the research study by providing authorization. The independent board conducted checks which verified that the researchers followed all ethical guidelines during research design and methods development. The research participants received protection against harm through the ethical clearance process while their rights were still properly maintained. The research investigated different ethical matters surrounding metadata administration and data governance because these systems determine organizational control and individual rights over their data collection and data access authority. The research included ethical solutions to handle metadata misuse and data surveillance issues and the problem of data monopolies in its framework (INTELEGAIN TECHNOLOGIES, 2024).

Research procedures required high-level transparency as the main research priority. Staff members involved in the research received detail about data collection processes to protect against deceitful practices throughout the study period. The study analysis accurately presented every gathered data point from the entire research period through an unmodified format. The investigators made sure to operate under a system which rejected any fabricated data as well as refused misreported selective information during the research duration. The research established its credibility by following strong ethical reporting principles thereby aiding ethical scholarship in IT security research domains (INTELEGAIN TECHNOLOGIES, 2024).

4 Design Specification

4.1 System Overview

The project uses Python as its development language plus Pandas and Matplotlib plus Seaborn and Plotly libraries to assist our data science tasks. The analysis uses salary records from IT professionals as they are contained within a CSV directory. The project follows a standardized process where preparing the data happens before analyzing and visualizing the results. The research team uses interactive Jupyter Notebook to document findings and prove that observers can duplicate this project (Kreuzberger et al., 2023).

The system overview should be clearly defined since it explains the data processing pathways and analytical / visuals. The process includes an organized operational procedure from raw data collection through to the required data cleaning for removing inconsistencies and anomalies. The efficiency and scalability of specialized Python libraries, endorses this project more productive because of its data science stack. Both Pandas and NumPy are used for data handling to integrate from various formats and perform numerical operations (Kreuzberger et al., 2023).

Seaborn and Matplotlib collectively will create static display graphs and heatmaps while Plotly adds the interactive features to make insight more appealing to the user. Because the dataset's documentation complies with standards, other researchers are able to repeat the analysis. The structured System Overview allows the project to draw useful, insightful insights useful for IT professionals and employers alike, as well as researchers studying salary trends (Kreuzberger et al., 2023).

Modular design enables future expansion because the project fits a linear and adaptable form. This structured phases of acquisition and transformation of data, analysis and visualization of the data make the system easier to maintain and improve. This workflow depends on automated

systems due to the fact that they do away with human involvement and mistakes. The Python scripts manage the processing of the data with various dataset revisions in such a way that the data preprocessing functions within Python scripts run effortlessly while operating in a consistent manner (Kreuzberger et al., 2023).

System delivers this feature which makes it unique in speeding up data work with massive amounts of information. The combination of Pandas and NumPy helps the system perform faster tasks while simulating memory needs. High scale data handling becomes more efficient because users can run filtering and aggregation tasks at top performance levels. Users without technical knowledge can understand results through visual features made available by the system. (Kreuzberger et al., 2023).

The system's operating design lets users analyze and work with separate data views through a user interface. The system lets users select salary distribution results using three filters: work experience, job title, and office location. This interactive system enables better decision-making capabilities matched with expanded knowledge of IT salary patterns (Kreuzberger et al., 2023).

Knowledge transfer depends heavily on the system's features to document and report data findings. The project incorporates Jupyter Notebooks to provide step-by-step documentation of data processing actions which enables other users to reproduce the analysis. The system enables effortless collaboration between data analysts and business professionals and IT researchers thereby promoting data-driven salary trend analysis in the industry (Kreuzberger et al., 2023).

Data Analysis Process Funnel

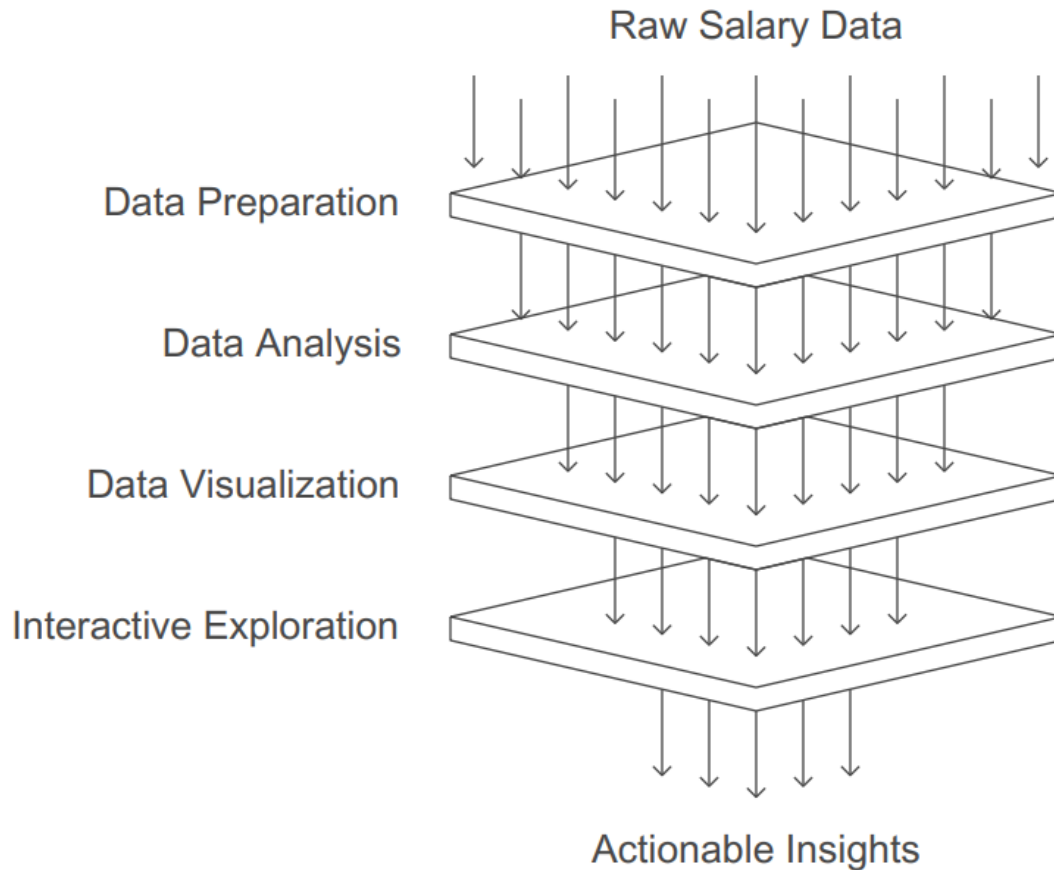


Figure 3 System work Overview

4.2 Architecture

System architecture stands as a vital requirement which enables proper organization and structure of data analysis projects. The approach implements data flow through multiple stages where each stage ensures data accuracy and consistency. This system contains a sequence of components starting from data acquisition and ending with preprocessing and exploration and visualization and reporting. The established architecture design allows the analysis to perform efficiently and scale up and ensures reproducibility which results in valuable insights from data analysis (Puh & Bagić Babac, 2022).

The system incorporates modular features which allow separate components to work without interference as they merge together effectively. The modular structure prevents changes or updates made to preprocessing section from causing harm to visualization section operations.

The workflow efficiency depends highly on automation through scripts that carry out data processing including ingestion and cleaning tasks for minimized human effort (Puh & Bagić Babac, 2022).

The system architecture enables scalable performance to handle growing datasets during the long-term operations. The system has been designed to handle expanding IT salary-related data sets and future data connections from larger databases or API-based data streams. The system's optimized data structures and implemented algorithms manage resources efficiently and boost computational operations which enable smooth execution with extensive database sizes (Puh & Bagić Babac, 2022).

4.2.1 Data Pipeline

Multiple important phases make up the data pipeline structure. Pandas DataFrames load CSV data files as the first stage of data acquisition. The loaded data proceeds to a cleaning phase which addresses missing values and removes inconsistencies before performing necessary data transformations. Exploratory data analysis (EDA) gets performed after the dataset structure becomes understandable through data examination and pattern detection and anomaly identification. The data output enables visualization through different graphical methods that present important insights. The summary of findings leads to stakeholder-oriented report production (Xin et al., 2021).

The process of data acquisition requires multiple source data retrieval followed by correct feature information collection. Data preprocessing serves both redundant value elimination and data formatting normalization. The goal of exploratory data analysis is to uncover initial patterns and patterns between variables which benefits researchers to create possible theories and spot potential distortions in the information. The final step involves visualizing raw information so valuable insights emerge from the data collection process for subsequent documentation to assist decision-making (Xin et al., 2021).

The pipeline provides automated system control which reduces errors from human involvement. Automated scripts help users analyze data insights by performing consistent data preprocessing operations thus freeing their time for interpretation instead of manual data preparation. The implementation of structured data storage systems creates methods to preserve processed information which enables quick retrieval for additional investigations (Xin et al., 2021).

4.2.2 Tools & Technologies Used

Multiple technological methods with specific tools enable the project to meet its requirements for data processing and analysis efficiency. The programming core depends on Python because the language offers easy access and multiple available libraries. The data manipulation process depends on Pandas yet NumPy supports numerical operations and Matplotlib performs static visualization in combination with Seaborn and Plotly enables interactive visualization. The visualization component for text elements runs through WordCloud yet Jupyter Notebook provides the analytical workspace (Javaid et al., 2022).

The foundation of reliable technology enables effective processing of big data and instant result generation. These two visualization libraries unite to deliver complete analysis which helps both technical staff and non-technical employees understand the results. Analysis documentation within Jupyter Notebook enables users to replicate research results together with the extension of analytical findings (Javaid et al., 2022).

System architecture needs performance enhancement to serve as its fundamental requirement. Pandas together with NumPy operations increase processing efficiency of large datasets because they use vectorized operations to achieve significant computational speedup. System optimization techniques within the framework reduce memory utilization while speeding up performance to generate reliable operational results (Javaid et al., 2022).

The system provides full salary trend visibility because it uses Matplotlib and Seaborn and Plotly visualization tools. Object-oriented chart functions enable stakeholders to perform real-time perspective analysis and gain better insights (Javaid et al., 2022).

The system provides an efficient user-friendly framework which enables researchers to perform scalable complete analysis of IT salary trends. The project serves quick data operation through module automation as well as optimization features for efficient access among multiple user types (Javaid et al., 2022).

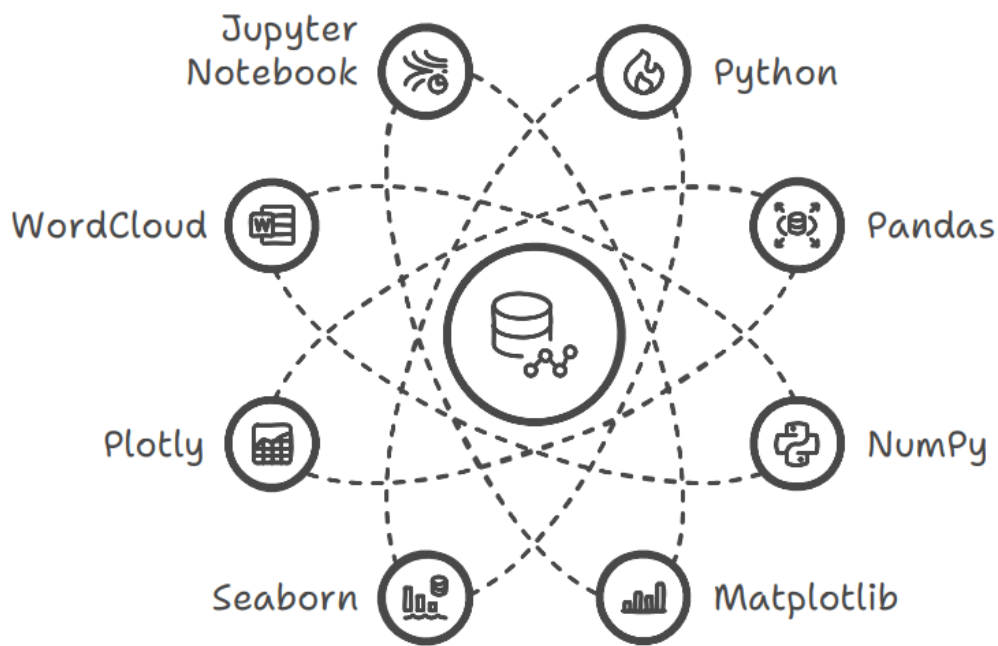


Figure 4 Language and Library Stack

4.3 Data Processing

Data processing acts as an essential process for creating meaning and accuracy in analysis results. The Pandas DataFrame intakes the dataset by using `pd.read_csv()`. The data structure becomes understandable through the use of functions which include `df.head()`, `df.info()`, and `df.describe()`. The analysis reveals problems regarding missing data points and unusual data points and potential data irregularities. Data cleaning techniques resolve missing values through methods such as imputing the data points or removing collection of incomplete records. The process of feature engineering involves extracting practical information from current data through techniques that include experience categorization and salary grouping. The preprocessing methods optimize the dataset for analytical purposes before further analysis (Munappy et al., 2022).

Data processing demands complete examination of input variables for detecting abnormalities while maintaining consistency. The analysis of missing values plays an essential role since incomplete points will generate biased research outcomes. Investigators employ three methods for dealing with missing data including mean imputation combined with median substitution followed by mode filling. The method of feature engineering makes data more usable through the conversion of raw input information into valuable categories. Setting up salary information

according to experience will establish a framework for displaying career advancement (Munappy et al., 2022).

The data undergoes an interquartile range (IQR) analysis for detecting outliers which enables subsequent filtering of extreme values that could alter the present trends. Data processing establishes datasets into a form that stands clean while becoming structured for deep research analysis to produce trustworthy research findings (Munappy et al., 2022).

4.4 Visualization Methods

Visual data displays help researchers recognize patterns within information sources alongside enhancing the delivery of important findings to others. Various visualization techniques serve the purposes of this project. The salary distribution patterns use bar charts and histograms and these graphical elements show pay level comparisons between different occupational positions. Scatter plots serve mainly as tools to understand the relationship between work experience and salary adjustments through chronological salary evolution analysis. The correlation relationship between job roles and locations and salary appears through the use of heatmaps. Word clouds reveal what abilities employers most frequently include in their postings. The box plot technique offers professionals a way to identify salary outliers and variations which exist between different occupational categories. The implemented visualization methods make salary trend analysis in the IT industry easier to interpret while delivering a complete overview of pay patterns in this field (Rawat et al., 2021).

Through data visualization stakeholders gain simplified insights into salary patterns that lead them to identify abrupt developments or patterns effortlessly. Scatter plots generate substantial information about salary development in relation to experience while revealing irregular patterns that appear during these processes (Rawat et al., 2021).

Heatmaps provide a summarized picture of variable interrelations by displaying important patterns which basic data assessment methods would miss. Word clouds present textual data about recurring skills to help candidates determine which technological abilities hiring managers find most important (Rawat et al., 2021).

Field understanding benefits greatly from box plots since they detect unusual data points and display salary ranges within various geographical and occupational regions. The combination of visualization methods produces thorough analyses that remain understandable to technical analysts together with business decision-makers (Rawat et al., 2021).

4.5 Expected Outcomes

The research investigation will produce various significant results. The project delivers complete insights regarding salary systems operating in the IT industry. Our analysis will uncover the primary elements that shape salary differences among private-sector IT companies in the United Arab Emirates. The research findings will demonstrate particular technical skill requirements which professionals can use to match their qualifications with contemporary market needs. The research data will help employers develop better pay plans to recruit qualified candidates. This analysis creates valuable resources that assist students along with candidates who seek employment to make strategic career selections. Statistical analysis with visualization creates insights which become practical information that both professionals and employers can understand and apply accordingly.

Knowledge of these patterns will allow organizations to establish competitive payment systems which help them keep proficient workers on staff. Job seekers benefit from the insights for making planned career choices because they can identify high-demand skills along with lucrative employment sectors.

Using interactive visualizations, salary analytics of the telecommuting salary data streams are automatically studied. This system provides ability for users to find out the insights regarding work area and location expertise which gives them better understand regarding which area he works on and what type of location expertise in this particular area. It helps recruiters understand conditions of the market where they are practicing their hiring better.

These results will serve also for further research on IT employment trends given that they will assist organizations and employees make their decisions on ground of solid data.

5. Conclusion

The IT industry of India is at the precipitating point because of faster data generation and simultaneous mandatory compliances along with rising need for clear information systems in the online network. As evident in the investigation within this research, every aspect of crucial data governance practice support has been investigated critically. These components serve two functions in data-oriented enterprises as technological imperatives and business enablers for legal compliance and to enhance the credibility of projects. There are certain issues managing organizational operations common to all organizations in the Indian IT sector since they are large service systems, which require effective data management. The amount of data generated

has continued to rise and organizations are forced to address the issues of data and their flow immediately. Meta-data management is important for any enterprise as it is the basic operational support that offer ease of access into an organization of data and sound methods of classification. This DM practice allows multiple systems to interface with each other and allows the users to locate data and subsequently improve the analytical outcome by interpreting essentially the basic values of the data. Cross-organizational entities that process various forms of data benefit from centralized metadata management since they do not allow the emergence of dissimilarities in terms of data management and the subsequent formation of countless data storage spaces.

Even though having satisfactory secure infrastructure is a good start nowadays, threat threats combined with the India's Digital Personal Data Protection Act is not enough to guarantee data protection. There is a need to ensure assigning of roles that mainly covered data exposure with an additional consideration of responsibilities of the employee and the nature of the work situation. This paper also expounds how applying RBAC in combination with ABAC and other contemporary frameworks utilizes approach to achieve security by requiring protection against external and internal threats and also to build better audited solutions. There are situational access control systems that are dynamic; whereby they have to be updated as the organization's needs and threats evolved in the environment. Data Lineage also ranked as the third important aspect that offers comprehensive information of data at the entry points in whole information systems and at the terminal uses within applications. Data lineage proves useful especially for the controlled organizations and IT-depended organizations. Data lineage makes it easy to have a visibility of transformations and movements of systems, thus promoting the trustworthy of outputs and compliance through datas handling demonstration. This functionality helps one deal with the errors effectively as well as assist in understanding the improvement of the data stream and the possible system impact which may be required during updates of codes or even during migrations to a different database. This is one of the reasons why the necessity in an adequate information management takes an importance in the context of the Indian IT outsourcing industries as they are closely connected with teh third-party contractors and sub-contractors.

The three capabilities are form a basic apparatus to accomplish complete data governance operations. The three mentioned tools of data management insure that discoverable data information has an access control security to avoid misuse of data and the lineal tracking to ensure accountability and revelation of data. It does so in parallel to produce a solid data

managing system that meets the business functioning and address established rules and regulations. The analysis points out that the technical competencies should always be aligned with conduct as well as operational practices of the organization. Good governance needs to transcend technological requirements because it involves committed leadership besides getting the support of a multidisciplinary team and constant improvement, all of this in light of being a strategic objective. The best practice of Indian IT companies in delivering the training resources to the data and establishing the governance councils and integrating the data stewardship into the organization are the most appropriate coping strategies.

The implication of modern technology platform gives sustainable competitive advantage in the data governance of the Indian IT sector. The use of artificial intelligence (AI) and machine learning (ML) enables an organization to create automatic metadata tagging systems that also assist the systems to identify abnormal data access and determine data sources. Cloud based governance solutions facilitate the small organizations and midterm businesses adoption of sophisticated governance practices that is quite reachable throughout the organizations. Data governance aligns ESG goals with the environmental social and governance (ESG) to introduce new business prospects on responsible data management. Data governance also provides additional functionalities that are beyond the basic ones to organizations. Fortunately, business competition differs in organizations with established data management practices that turn the valuable data into business assets. The speed of business development increases and productivity is improved and the customers benefit from getting improved experiences in as much as organizations devise standard metadata models linked through secure access systems based on seemingly clear networks. That is why scalability remains an important factor for which the organizations must develop proper strategies. Data governance systems should be put in place to support Indian IT firms exercising operation across various segments within the country and in other regions with different rules on data privacy. It also requires flexible mechanisms to grasp the rules relating to the privacy of data in specific geographic areas and rules for the transfer of data across borders and any applicable compliance rules. These systems require meanings for metadata to function as a coherence factor that explains the commonness of data in disparate geographical places and organizational settings.

Since data governance is closely linked with people, the outcomes of the respective initiatives also greatly rely on them. The key understanding regarding the sustainability of governance efforts rests with the employee coupled with appropriate executive sponsorship which should be backed with accountability standards in an organization. IT governance strategies should

incorporate the training of employees in data literacy and ethical use of data as well as the compliance training. All the staff members within an organization should be empowered to effect proper governance in their respective capacity to strengthen the technical control systems. It means that there is need for concerted efforts for the further evolution of data governance toward the next level that should involve governments and enterprises, industry bodies and academics. Thus, the action based digital change in India will have more focus on sound and integrated contexts of efficient governance arrangements as the country moves ahead with the technological innovations such as cloud computing and IoT and AI. This research shows that both metadata administration and data access constraints together with information tracking pertain essentially to operational data governance repositories. The integration process will enable the Indian IT companies to have a better control of their assets and, at the same time minimize the risks and function as well as identify business opportunities that are inherent in their information assets. It is obvious that the needs for better structures and systems of governance shall increase as data keep on growing and becoming complex.

Data governance is a run process rather than an end point, so there is a continuous effort to be developed on data governance. As with the other, these measures require commitment and are never finished. However, strong governance systems across all their operations help Indian IT firms to rise from the data maturity base to lead in the development of a protected, ethical data economic system. The research derived insights serve as a development guide which is also needed for a stakeholder's view toward data governance as the bedrock for an enduring digital evolution.

References

Abhilash Katari (2023). Security and Governance in Financial Data Lakes: Challenges and Solutions. *Journal of Computational Innovation*, [online] 3(1). doi: <https://researchworkx.com/index.php/jci/article/view/10>.

Brian (2024). Why Metadata? Why Me? Why Now? *CRC Press eBooks*, pp.19–29. doi: <https://doi.org/10.1201/9781003573289-4>.

Dorai Surendar Chittoor (2025). Implementing data lineage frameworks in financial institutions: A systematic analysis of compliance, efficiency, and risk management. *International Journal of Science and Research Archive*, [online] 14(1), pp.353–361. doi: <https://doi.org/10.30574/ijrsra.2025.14.1.0062>.

French, R.B. (2025). A Framework for Metadata Workflows. *Cataloging & Classification Quarterly*, pp.1–11. doi: <https://doi.org/10.1080/01639374.2025.2450391>.

Mahanti, R. (2021a). Data Governance and Compliance. *Data Governance and Compliance*, pp.109–153. doi: https://doi.org/10.1007/978-981-33-6877-4_5.

Mahanti, R. (2021b). Data Governance and Data Management Functions and Initiatives. *Data Governance and Data Management*, pp.83–143. doi: https://doi.org/10.1007/978-981-16-3583-0_3.

Mayernik, M.S. (2020). Metadata. *KNOWLEDGE ORGANIZATION*, 47(8), pp.696–713. doi: <https://doi.org/10.5771/0943-7444-2020-8-696>.

Mittal, D., Mease, R.A., Kuner, T., Flor, H., Kuner, R. and Andoh, J. (2022). Data management strategy for a collaborative research center. *GigaScience*, 12. doi: <https://doi.org/10.1093/gigascience/giad049>.

Peuralinna, J. (2024). Data Lineage in the financial sector. *aaltodoc.aalto.fi*. [online] doi: <https://aaltodoc.aalto.fi/items/765b093d-75e1-4a89-9dc9-6dca98ce9820>.

Pulicharla, M.R. (2024). Data Versioning and Its Impact on Machine Learning Models. *Journal of Science & Technology*, [online] 5(1), pp.22–37. doi: <https://doi.org/10.55662/JST.2024.5101>.

Punithavathi, R., Kowsigan, M., Shanthakumari, R., Zivkovic, M., Bacanin, N. and Sarac, M. (2022). Protecting Data Mobility in Cloud Networks Using Metadata Security. *Computer Systems Science and Engineering*, 42(1), pp.105–120. doi: <https://doi.org/10.32604/csse.2022.020486>.

Sultan, S. and Jensen, C.D. (2021). Metadata based need-to-know view in large-scale video surveillance systems. *Computers & Security*, 111, p.102452. doi: <https://doi.org/10.1016/j.cose.2021.102452>.

Ulrich, H., Kock-Schoppenhauer, A.-K., Deppenwiese, N., Gött, R., Kern, J., Lablans, M., Majeed, R.W., Stöhr, M.R., Stausberg, J., Varghese, J., Dugas, M. and Ingenerf, J. (2022). Understanding the Nature of Metadata: Systematic Review. *Journal of Medical Internet Research*, 24(1), p.e25440. doi: <https://doi.org/10.2196/25440>.

Xie, Z. (2022). Tracer: A Machine Learning Based Data Lineage Solver with Visualized Metadata Management. *Mit.edu*. [online] doi: <https://hdl.handle.net/1721.1/143161>.

Zhao, Y. (2021). Welcome to Toulouse Capitole Publications - Toulouse Capitole Publications. *Ut-capitole.fr*. [online] doi: <https://publications.ut-capitole.fr/id/eprint/44574/1/ZhaoYan2021.pdf>.

Altexsoft. (2023, June 26). *Data Collection for Machine Learning: Steps, Methods, and Best Practices*. AltexSoft. <https://www.altexsoft.com/blog/data-collection-machine-learning/>

INTELEGAIN TECHNOLOGIES. (2024, March 26). *Ethical Considerations in AI & Machine Learning*. Intelegain Technologies. <https://www.intelegain.com/ethical-considerations-in-ai-machine-learning/>

kyewfatt. (2024, October 22). *The Role of Metadata in Enhancing Data Management*. Crown Records Management Global. <https://www.crownrms.com/insights/metadata-role-in-data-management/>

Kniazieva, Y. (2022, September 15). *Data Collection*. Labelyourdata.com. <https://labelyourdata.com/articles/data-collection-methods-AI>

Team Atlan. (2023, May 30). *Metadata Management and Data Lineage: What is the Relation?* Atlan.com; Atlan. <https://atlan.com/metadata-management-and-data-lineage/>

Tomáš Řezník, Raes, L., Stott, A. W., B. De Lathouwer, Perego, A., Charvat, K., & Kafka, Š. (2022). *Improving the documentation and findability of data services and repositories: A review of (meta)data management approaches*. 169, 105194–105194. <https://doi.org/10.1016/j.cageo.2022.105194>

Zubchenko, A. (2021, September 28). *Data Collection for Machine Learning: The Complete Guide*. Waverley. <https://waverleysoftware.com/blog/data-collection-for-machine-learning-guide/>

Javaid, M., Haleem, A., Singh, R. P., Suman, R., & Rab, S. (2022). Significance of machine learning in healthcare: Features, pillars and applications. *International Journal of Intelligent Networks*, 3(2), 58–73. <https://doi.org/10.1016/j.ijin.2022.05.002>

Kreuzberger, D., Köhl, N., & Hirschl, S. (2023). Machine Learning Operations (MLOps): Overview, Definition, and Architecture. *IEEE Access*, 11, 1–1. <https://doi.org/10.1109/access.2023.3262138>

Munappy, A. R., Bosch, J., Olsson, H. H., Arpteg, A., & Brinne, B. (2022). Data management for production quality deep learning models: Challenges and solutions. *Journal of Systems and Software*, 191, 111359. <https://doi.org/10.1016/j.jss.2022.111359>

Puh, K., & Bagić Babac, M. (2022). Predicting sentiment and rating of tourist reviews using machine learning. *Journal of Hospitality and Tourism Insights*. <https://doi.org/10.1108/jhti-02-2022-0078>

Rawat, S., Rawat, A., Kumar, D., & Sabitha, A. S. (2021). Application of machine learning and data visualization techniques for decision support in the insurance sector. *International Journal of Information Management Data Insights*, 1(2), 100012. <https://doi.org/10.1016/j.ijime.2021.100012>

Xin, D., Miao, H., Parameswaran, A., & Neoklis Polyzotis. (2021). Production Machine Learning Pipelines. *Production Machine Learning Pipelines: Empirical Analysis and Optimization Opportunities*. <https://doi.org/10.1145/3448016.3457566>