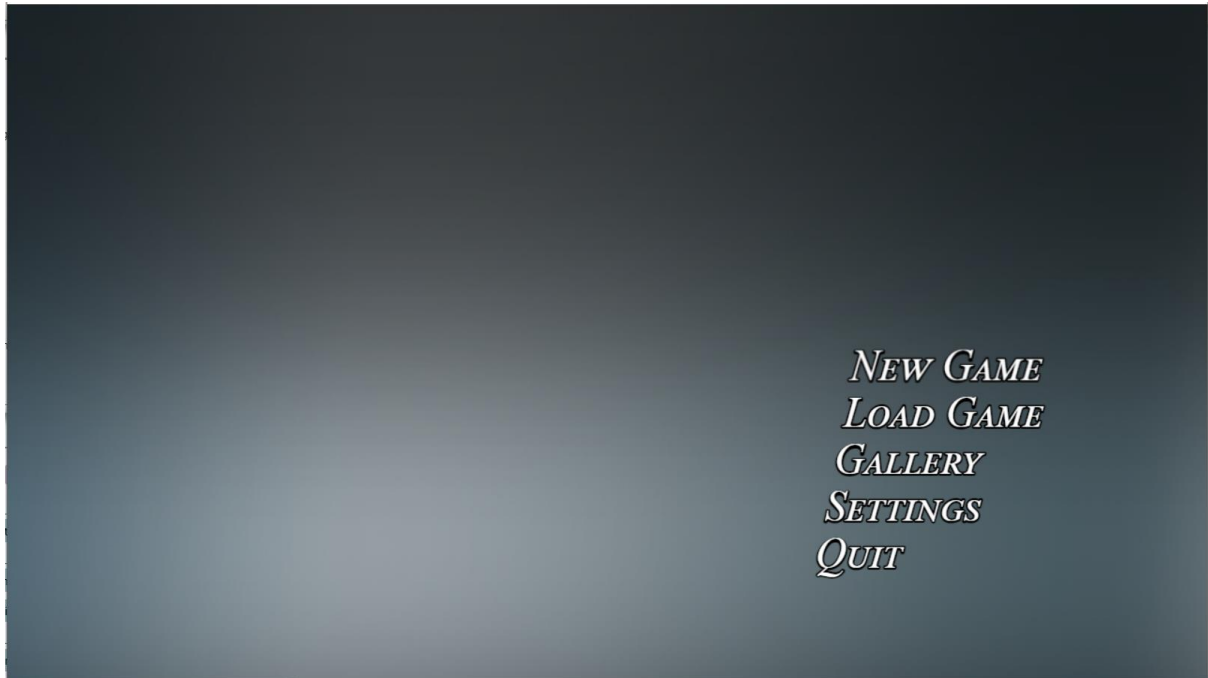


Link to video:

<https://drive.google.com/file/d/1GirLLJ3IRYXLikV61Znci2ZGZ0ndEmBW/view?usp=sharing>



The beginning of the game main menu, participants will need to click on “NEW GAME” to start the game fresh at the start of the journey.



You will be greeted by a character, there are other characters that will be with you throughout the entire journey. Over here the character will invite you to Cyverse World.



The character will ask message response prompt for you to interact with.



You will need to select the options given. The character response will be different based on what you choose.



This is the response when you select “YES”. The character is happy and excited to have you on the journey.



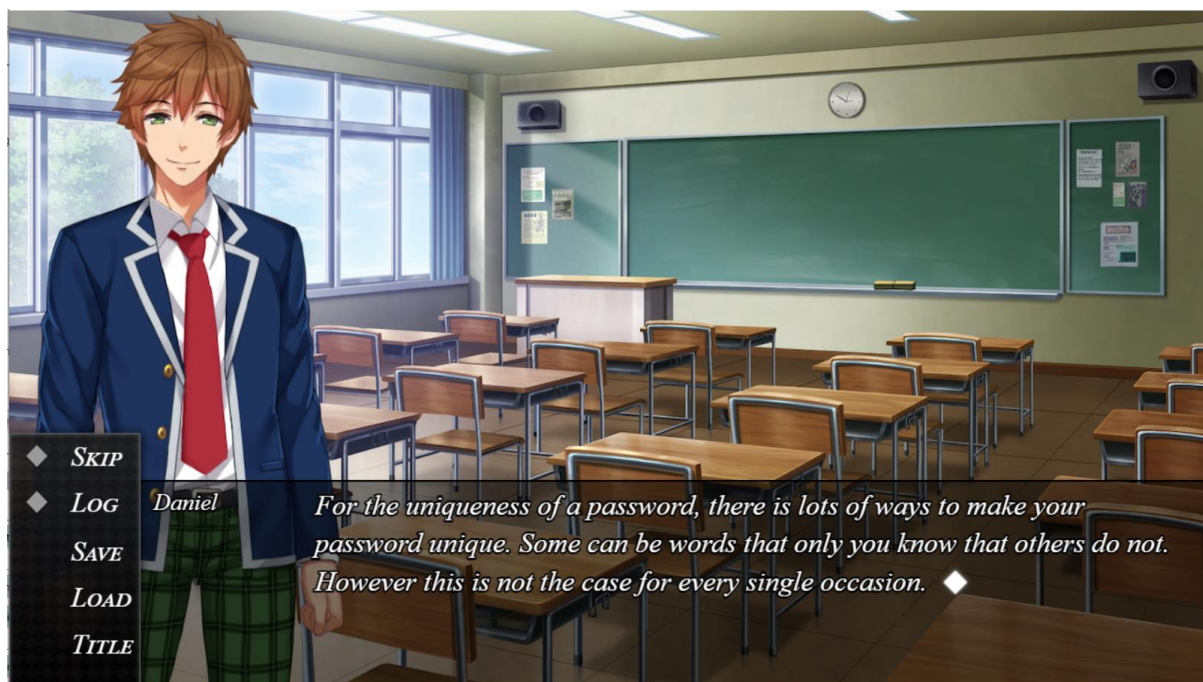
Here the is the character response when you choose “NO”, the character is sad and no sure whether you will like the performance or not but will try to improve it to make you feel better and understand the training.




Here is the beginning of the first chapter, there will be 5 different chapters and each character are appointed to each security aspects to have a broader perspective of the security aspect.



Each security aspects, the characters have prepared 3 different methods to secure the security aspects which they will also provide additional explanation of the security method.



Here are some insights of the explanation the character will provide.



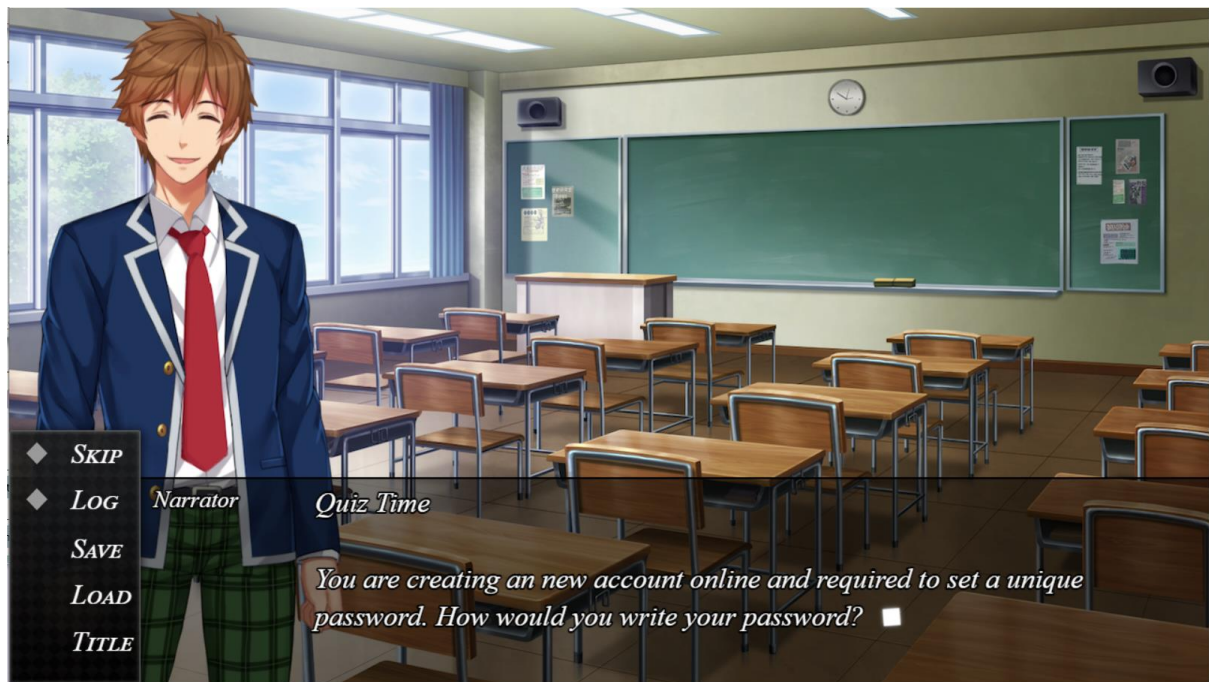
At certain point of the chapters, characters will ask for your help to search for items, it can be anything from papers, to stickers, items which you will need to click specific spots provided in order to obtain the items and move on with the story.



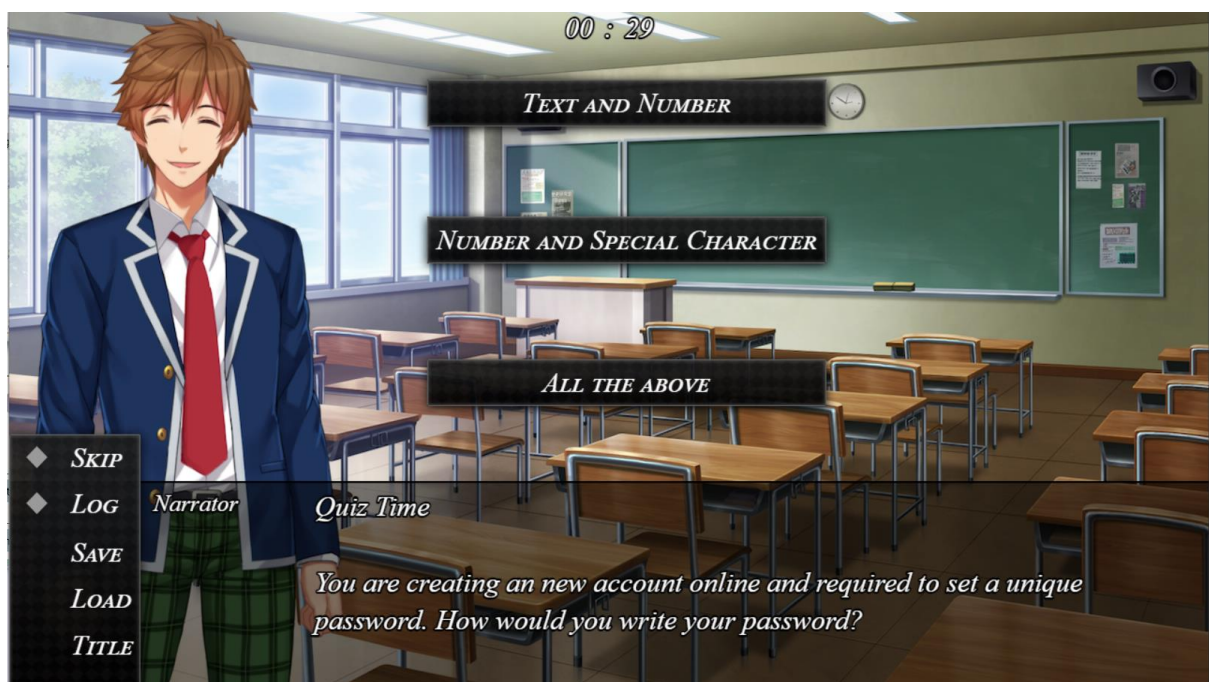
Here is an example, where you will need to click a specific spot behind the curtain to obtain an item that was hiding behind it.



Once you assist the character, depending on what item, some items you will receive it as a gift, some items as a form of paper and other times the character will show it you. In this case, the character wrote the information on the black board.



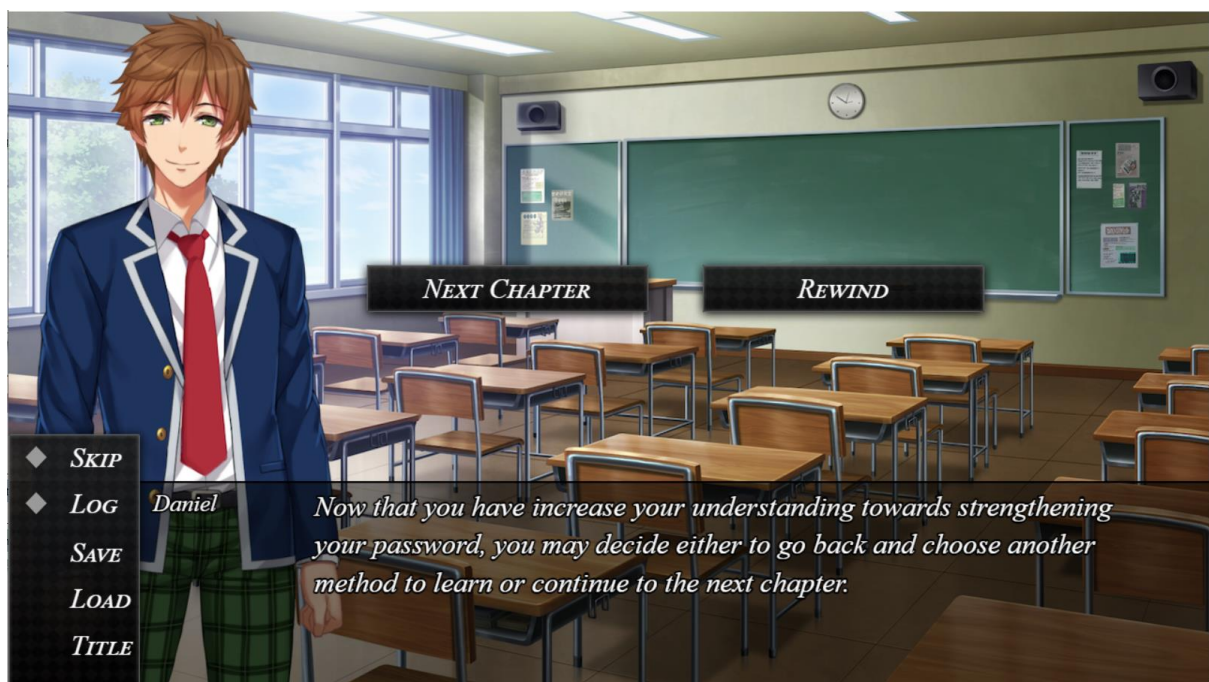
You will be given a quiz to answer by the character depending on which chapter and security method.



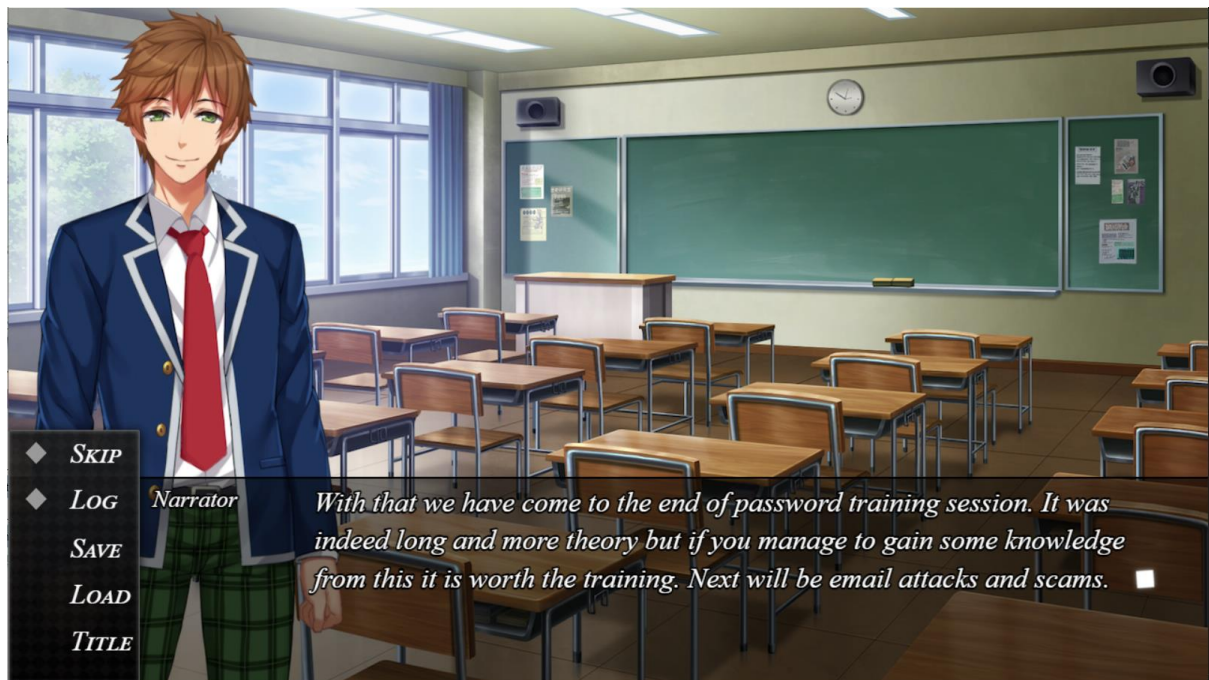
There will be 3 different options which gives points that you can collect as a point based system which later need to be stated in the Google Form. There is also a time limit to answer the quiz, so make sure to answer it correctly within the time frame.



If you answer the quiz correctly, you will get points based on the relevance of the answer you chose. Some answers may be correct but not the exact needed to answer it.



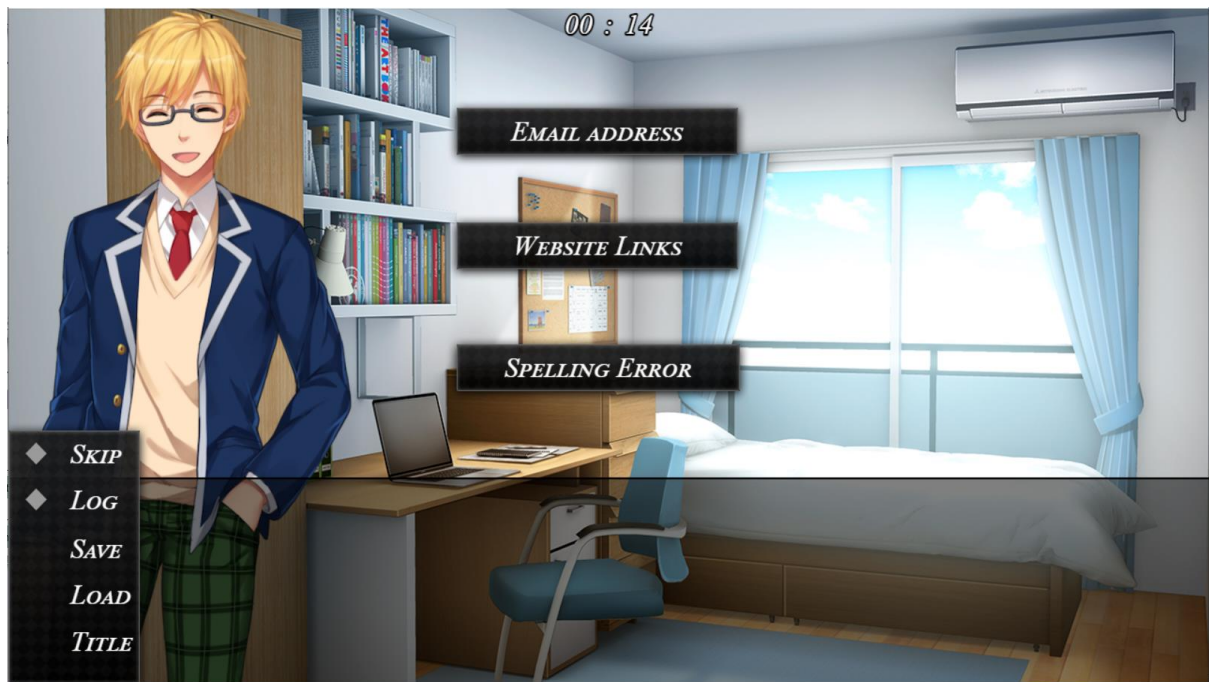
Once you complete the one security method, you have the choice to select “REWIND” to train on the other security method or move on to the next chapter. The characters are more than willing to continue training you multiple time until you understand the security aspect.



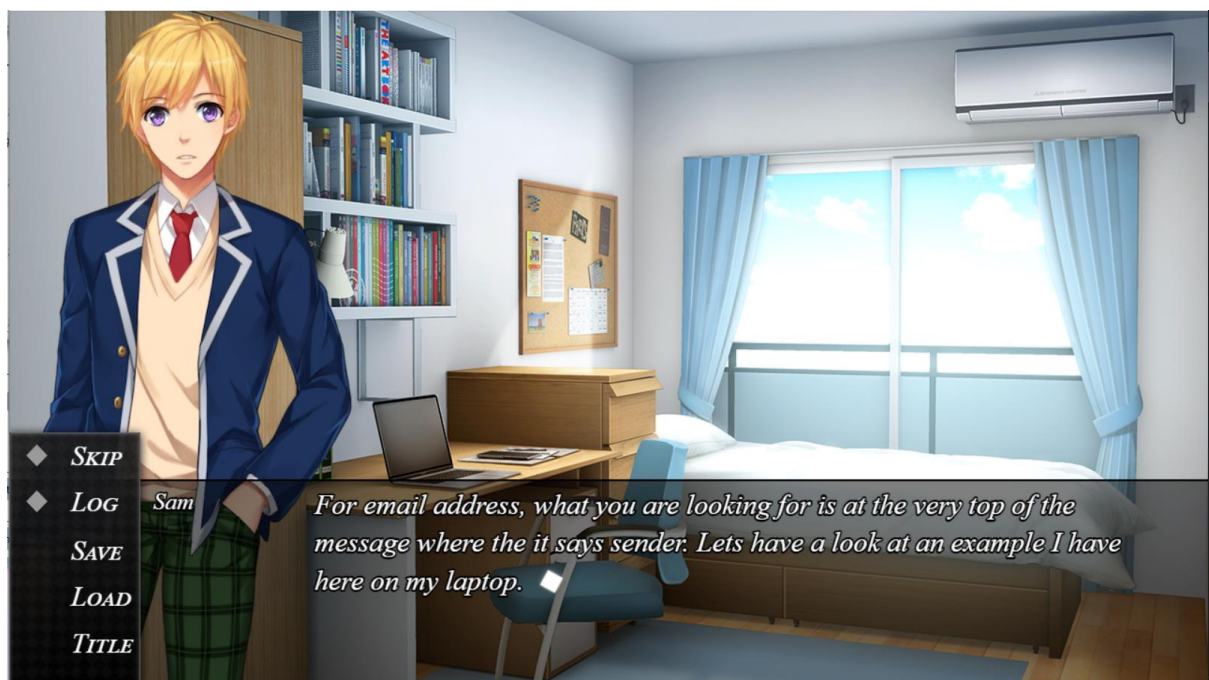
Here you will be given some context that you are at the end of the chapter training and will move on to the next chapter.



As mention different character will provide training on different security aspects. This is to show the diversity of character providing support to you. In this chapter you will learn about the email scam detection, second security aspect of the 5 listed previously.



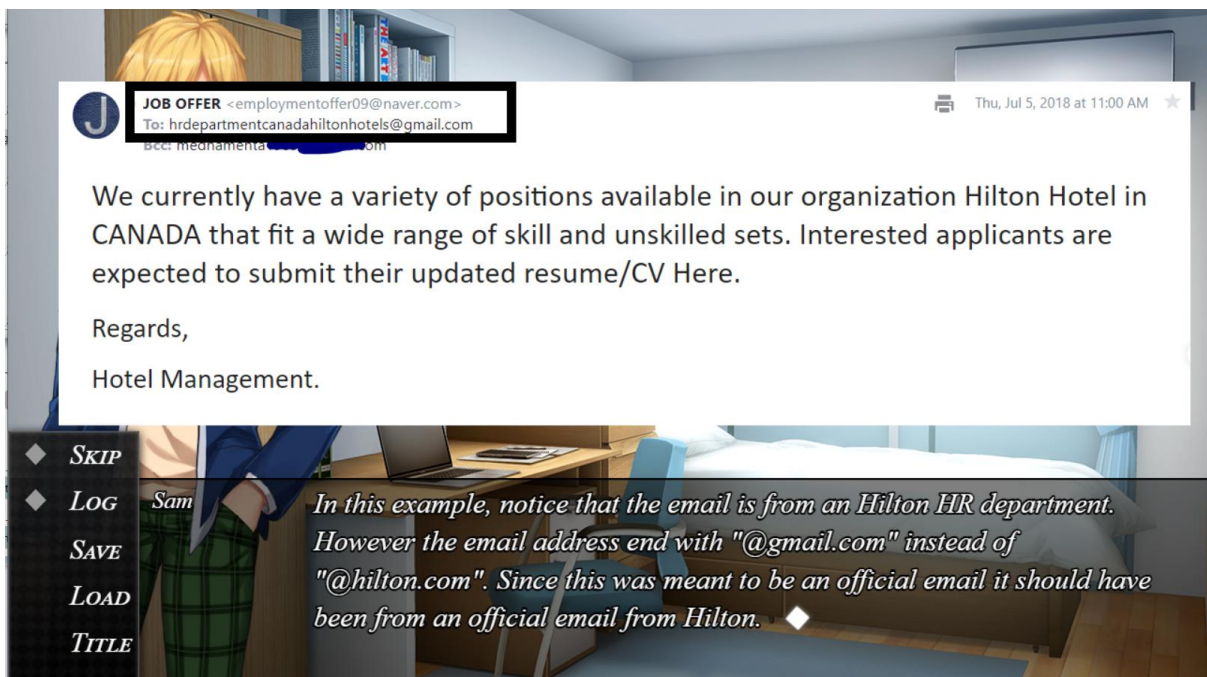
Each chapters will have the same concept of the training but the content from within will be different. Here are three different security methods to secure yourself from an email scammer.



The character will explain why it is important to understand certain key points on detecting a genuine email and a fake email.



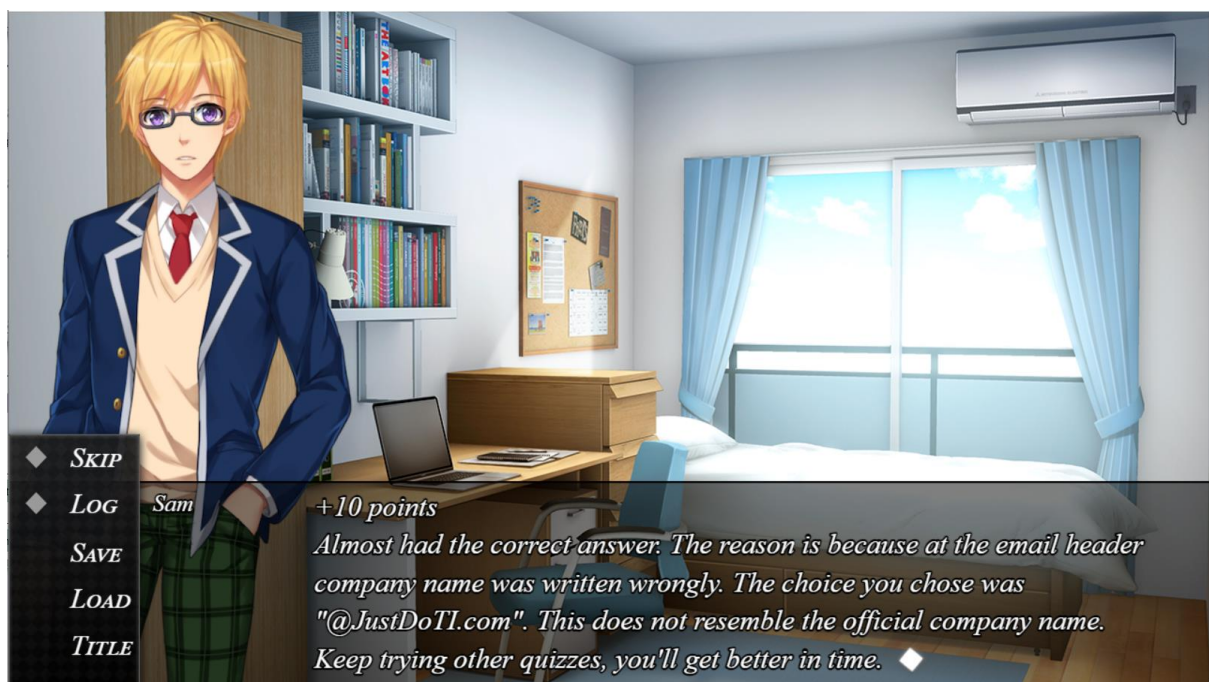
You will need to help the character again to obtain certain objects that are lost or not reachable by the character. Over here, you will interact with the character laptop in order to view what it shown on the screen.



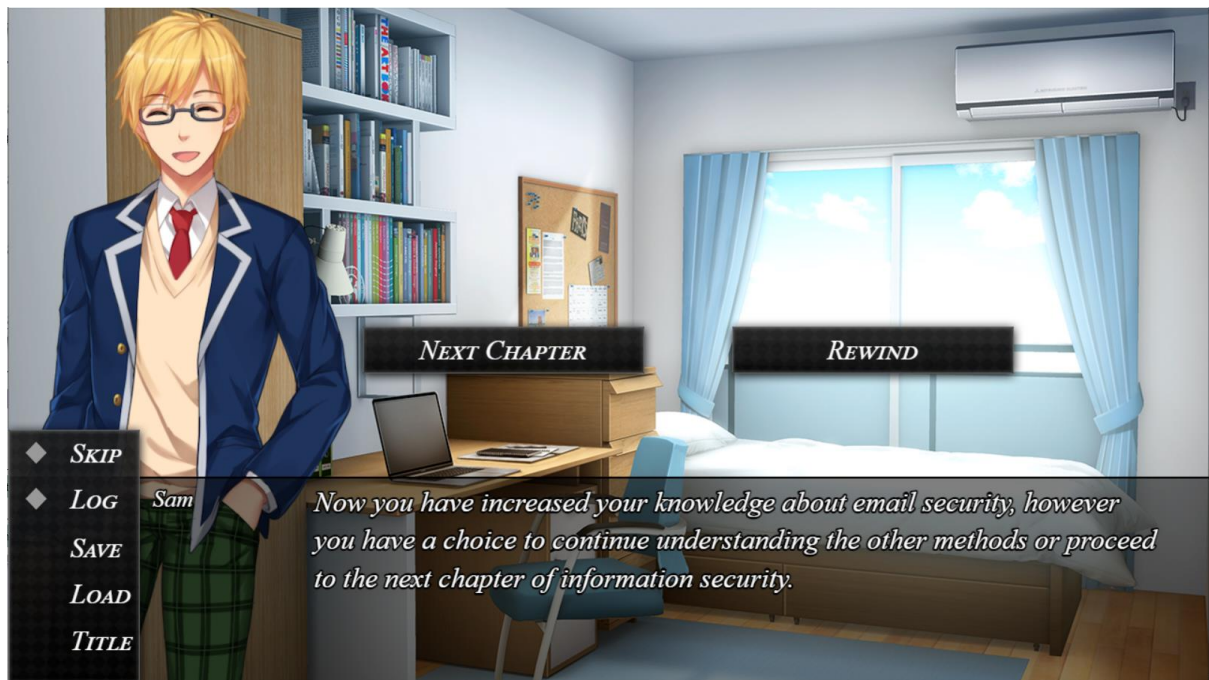
Examples are provided and the character will explain in detail on how to detect a fake email such as shown in the image above.



There will also be quiz for the you to answer, the character will give three options however there is only one option which is the exact correct one to select.



If you answer the partially correct answer you will receive explanation on why it is not the fully exact answer.



Same as previous chapter, you have the option to train other security methods or move on to the next chapter.



In this chapter you will learn about back-up data, another character will come and explain it to you in a library environment. Therefore, you will need to be silent during this chapter to avoid getting caught by the librarian.



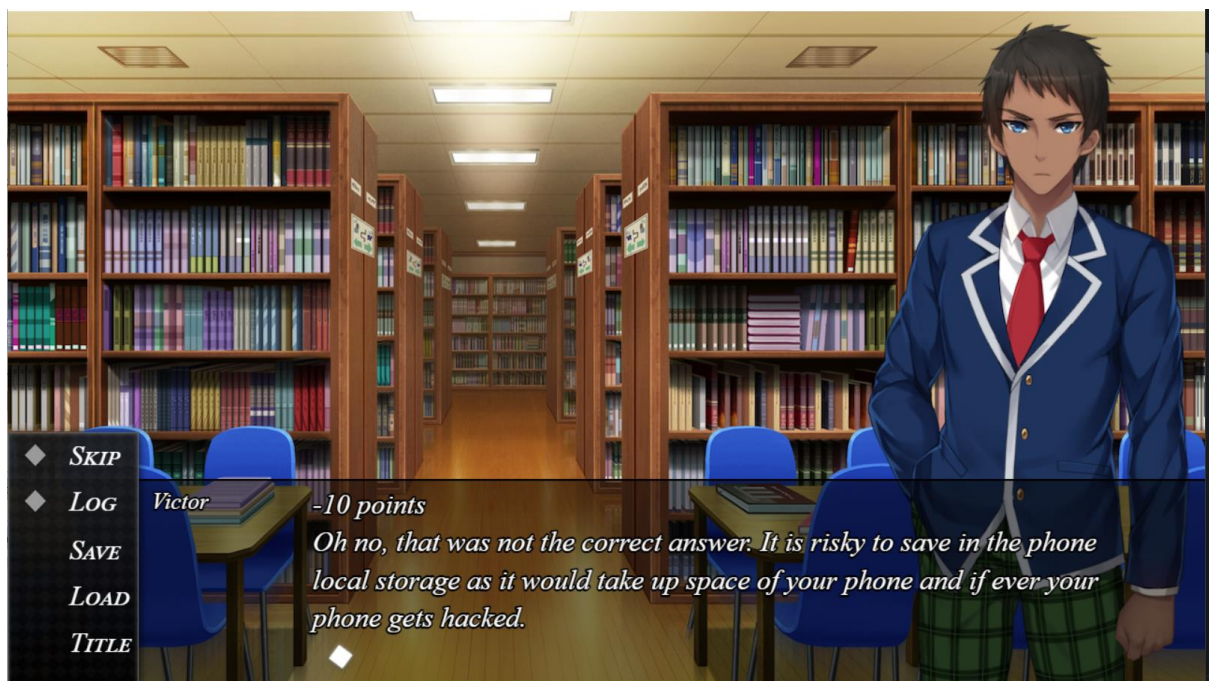
Here the character list down three different security aspect for you choose the first one to begin training.



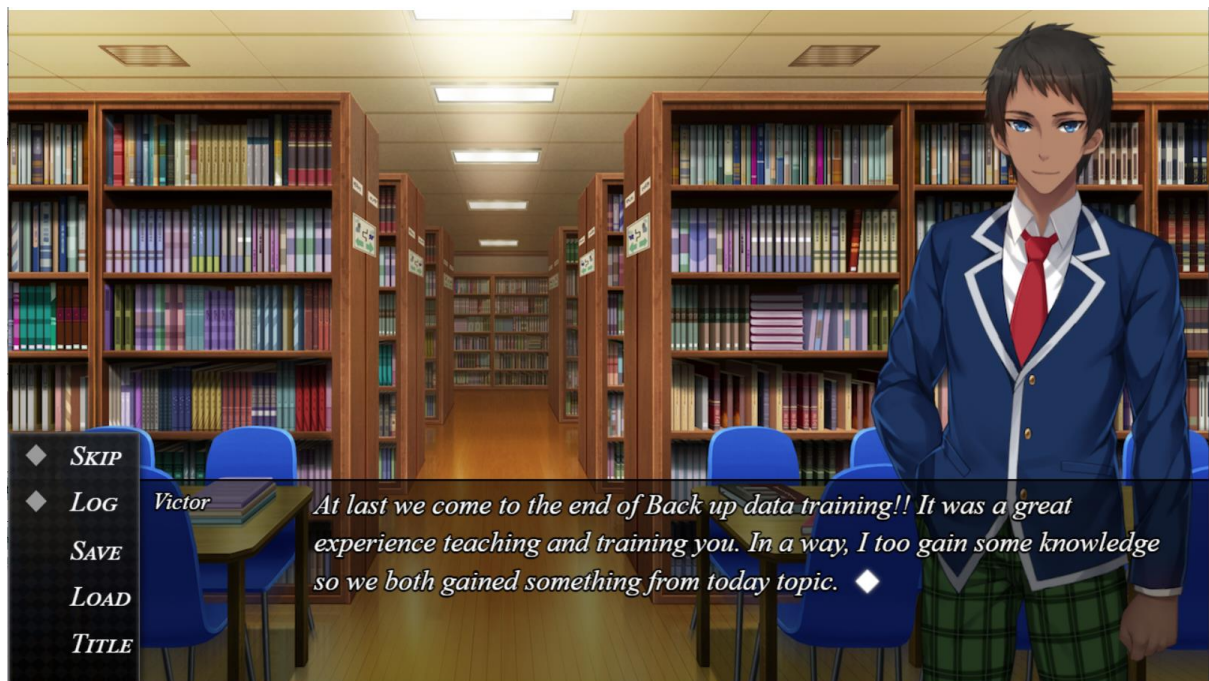
Once you have chosen, once again you will either receive an item, paper, or the character will show you an item of theirs however these items will not be obtainable by you as it is owned by the character.



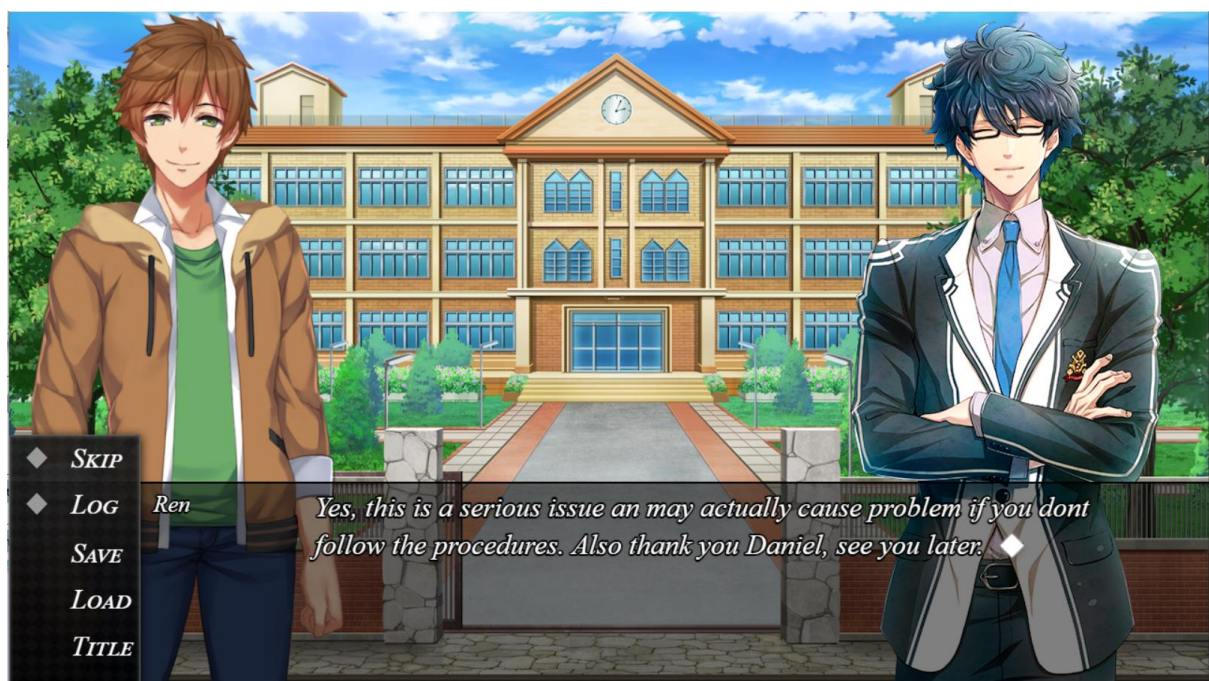
Here the item is shown by the character and provide some explanation based on the chapter you are training. In this case, the character is talking about external hard disk drives.



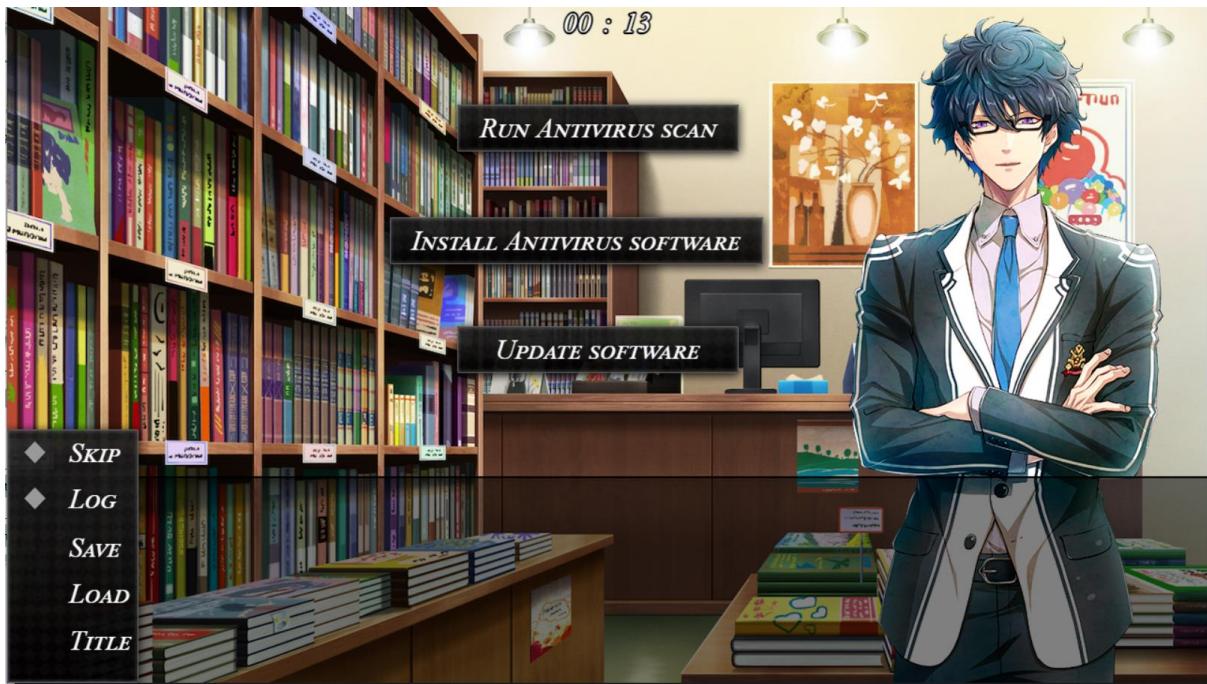
There is quiz as well in this chapter, in this case if you answer wrongly your points will be deducted and you will lose some of your overall points. The character will explain why your answer is wrong and provide the reason why it should be the other answer.



Over here shows the end of the training for this chapter, you will also be given a choice to rewind or move on to the next chapter.



Next chapter is about antivirus protection, the character will begin talking the importance of antivirus as it helps to keep your computer and data online away from malicious software.



In this chapter, the character will provide once again three different method to begin the training session with the character.



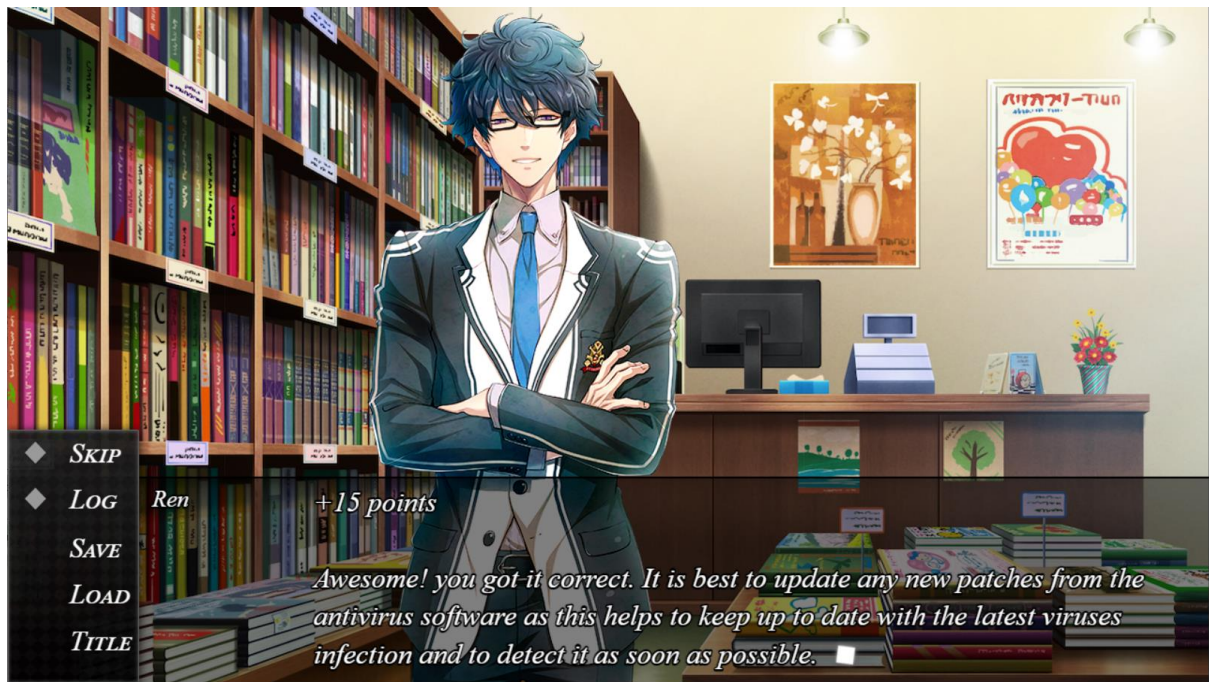
You will be given a prompt to help the character to look for an item at a certain place around the environment. Here there is something behind the desk that you will need to interact with it.



Depending on what the character has plans to give you it is different for each security methods. In this case, you receive a cool sticker from the character.



You will get a quiz session again and the points you receive will depend on what your choose based on the option that is correct by reading the question provided.



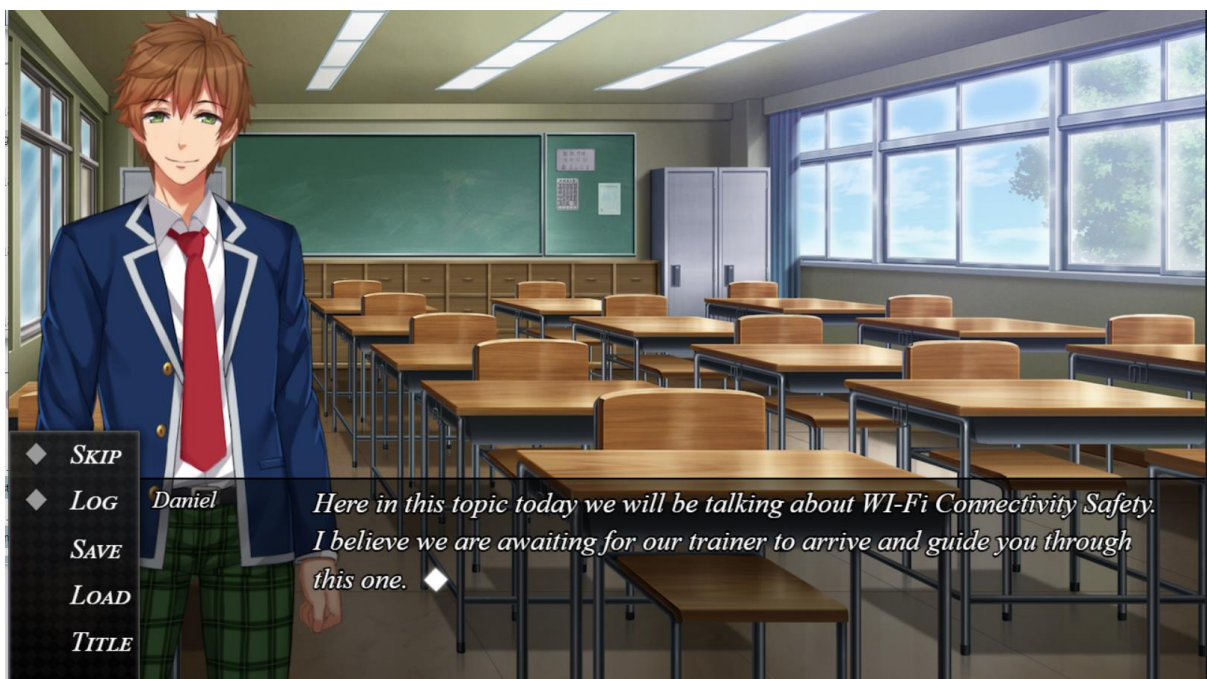
Over here, if you answer correctly it would change the character facial expression. If you answer a quiz correctly the character will be happy and glad that you answer it correctly.



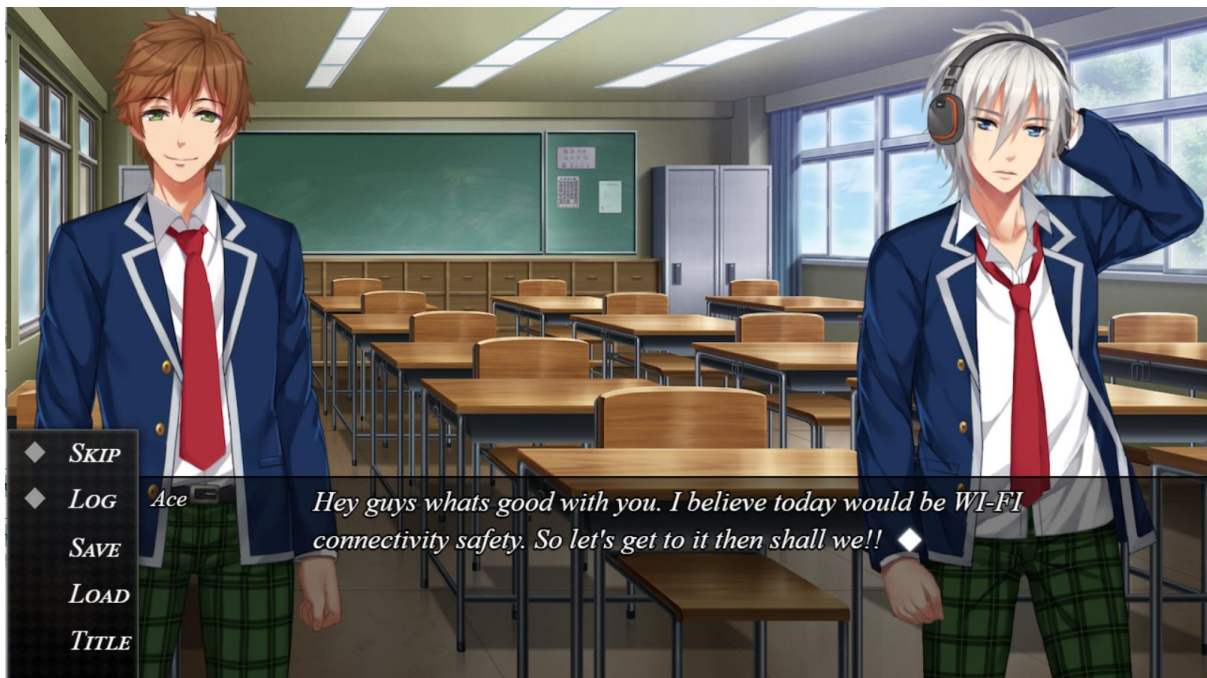
Once that is done, you will again be prompt at the end of the training session for that one security method allowed to choose to go back and train on other method or move on to the next chapter.



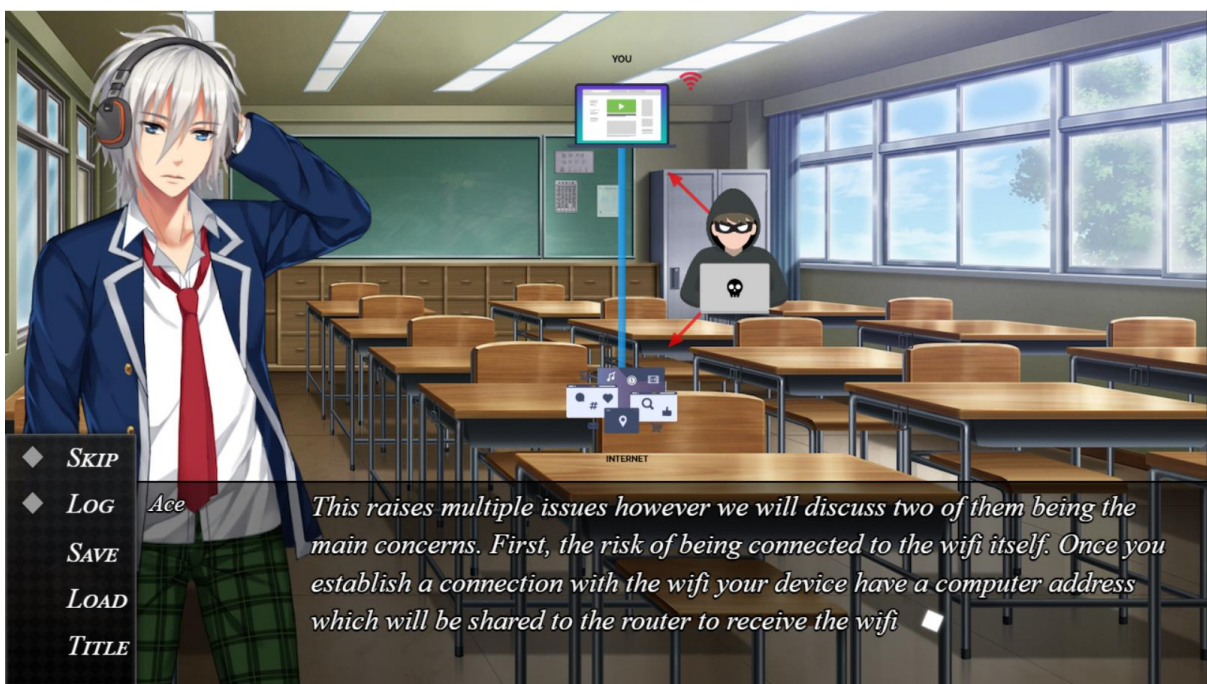
Each character will give you hope to move on to the next chapter which will encourage you to proceed with the chapters and gain more knowledge.



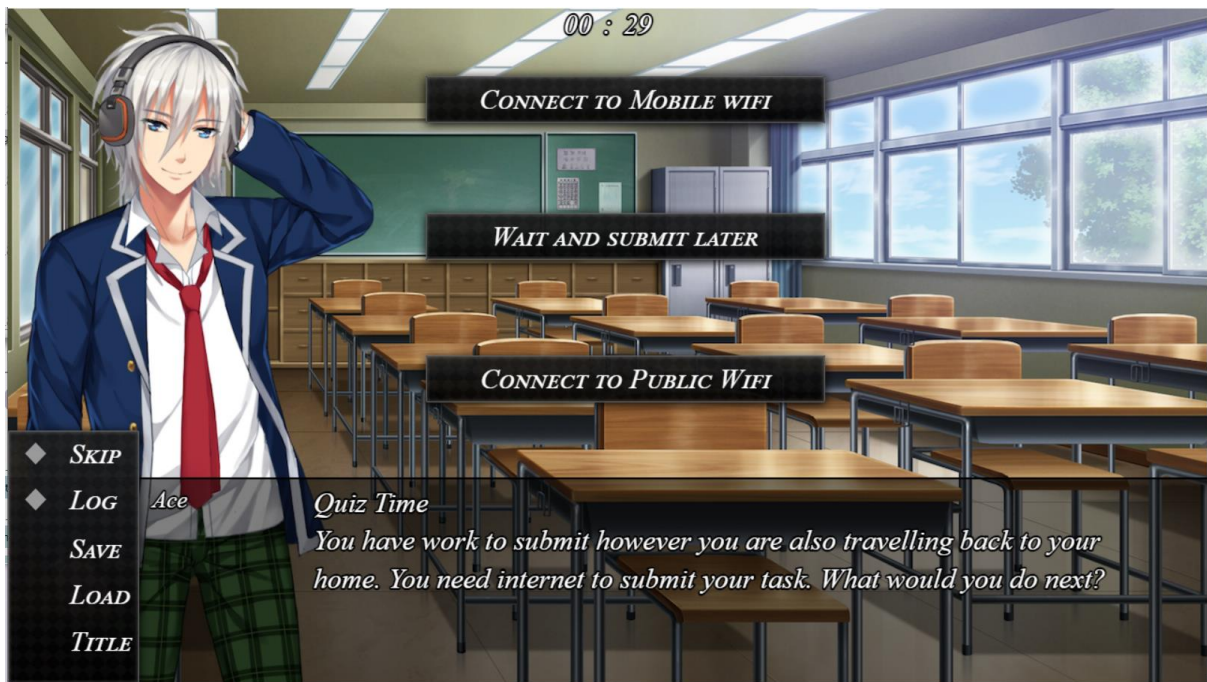
Here, you will be training in the final chapter known as WI-FI connectivity safety. Another character will come and assist you on the topic that has more experience with the chapter.



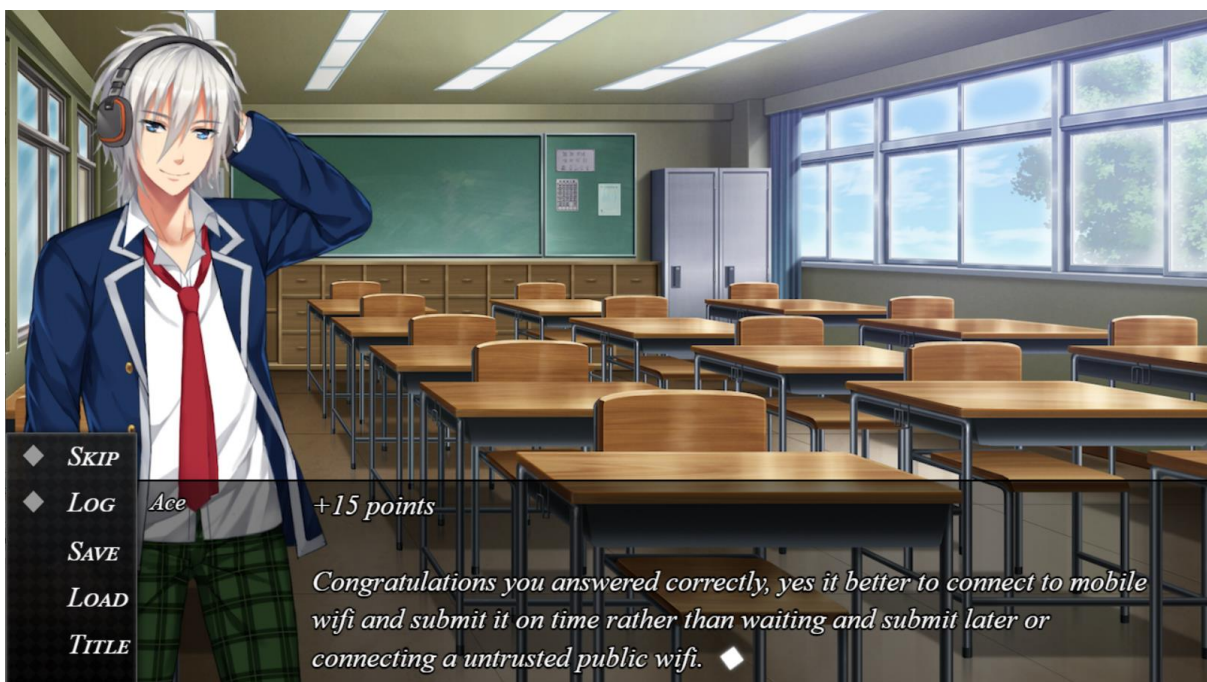
You will always be introduced to the character that will train you in every chapter when you enter.



As mention you will receive items, depending on what characters have prepared. Over here you will receive an item talking about the WIFI connections and who could be stalking you as you stay connected to it.



The character will also provide a quiz for each security method, you will need to select on which is most relevant to the question and obtain high points.



If you answer the quiz correctly, then the character will be happy and proud that you are learning through their guidance and they will also provide explanation on why the answer you chose is correct.



At the end of the final chapter, you will be able to see how much point you have obtained which you will need to take note of as you will need to write it down in the Google form later.



At the end, the characters have planned a surprise for you. This section is more towards the story line throughout the journey you had training with them.



All the character will show up at the festival together surprise you.



They will congratulate you on your success on reaching to the end of the training and gain knowledge to enhance your information security of your data online. That brings it to the end of the prototype game training tool and you will then exit the game to move on with the feedback phase in the Google Form.

Quizzes in the training tool

Chapter 1 Password Strengthening

Subsection 1 Question

You are creating a new account online and required to set a unique password. How would you write your password?

- A) TEXT AND NUMBER
- B) NUMBER AND SPECIAL CHARACTER
- C) ALL THE ABOVE (ANSWER)

Subsection 2 Question

You are tasked to create a new password, how would you decide to give your password a proper length?

- A) LONG AND COMPLEX
- B) SHORT AND SIMPLE
- C) LONG WITH RANDOM GENERATOR (ANSWER)

Subsection 3 Question

What is the best method that you can use to link with Two-Factor Authentication or Multi-Factor Authentication?

- A) PHONE AND MAILBOX
- B) EMAIL AND PHONE (ANSWER)
- C) WORK TELEPHONE

Chapter 2 Email Attacks

Subsection 1 Question

You are task to setup a new company email. The company name is JustDoIt. How should your company support team email look like?

- A) WrOnGaNsWeR@JustDoIt.com (**ANSWER**)
- B) JustDoItCustomerSupport@gmail.com
- C) CustSupportCentre@JustDoTI.com

Subsection 2 Question

Select the criteria that is needed to know a website link or URL is a secured link.

- A) Hover link, HTTPS, IT Support (**ANSWER**)
- B) Ask friend, HTTP, Click link
- C) HTTPS, Ask IT Support, Copy link

Subsection 3 Question

Find all the errors listed in this paragraph that was written by an unknown person.

Hint: Detail matters.

“It has been a difficult times for people that are sufferlng with having lots depression an anxi3ty towards online scammers. Do what you must to provide some support by donating some amount to a tru5ted fundraisers. This will launch a campaign to raise awarenes. Any amount is suitable as it would go straight to the helping partIes. Please donate within 24 hour as it is coming clo5e to our beginning phase of the program,”

- A) 10
- B) 12 (**ANSWER**)
- C) 8

Chapter 3 Back-Up Data

Subsection 1 Question

You have huge file space used with saved photos, videos and recordings that you have taken from your phone. Where is the best place you would save your media files?

- A) Save in Phone
- B) Transfers to Laptop
- C) Transfer in External Drive (**ANSWER**)

Subsection 2 Question

You are given a task to store large amount of storage memory. Where would you most likely store the data?

- A) Save in computer
- B) Pay for subscription (**ANSWER**)
- C) Delete unnecessary

Subsection 3 Question

You want to create an online account to store some of your important documents. You found some services provide free virtual storage however there are some terms and conditions are provided by the service company. What would be your next move?

- A) Saves data and will use for advertising and marketing
- B) Saves data securely but requires small payment for encrypting the data (**ANSWER**)
- C) Do not store data on cloud and save it on computer

Chapter 4 Anti-Virus Protection

Subsection 1 Question

You notice a folder or file you downloaded is corrupted, however previously it was working perfectly fine. In this situation, what would be your next move in order to fix this problem?

- A) Scan folder for virus (**ANSWER**)
- B) Delete and download again
- C) Restart the PC

Subsection 2 Question

Recently you bought a new laptop Windows 11 version, inside there is Windows Defender already in place ready to use. However you still feel not enough security to increase your laptop safety. What is your response in this scenario?

- A) Use Windows Defender
- B) Buy Antivirus Software (**ANSWER**)
- C) Use free antivirus software online

Subsection 3 Question

You received a notification saying there is an update for a new antivirus software patch you downloaded. However, you are busy and need to go somewhere. What is your next step in this situation?

- A) Set to update later
- B) Ignore and use old patch
- C) Set to update now (**ANSWER**)

Chapter 5 WI-FI Connectivity Safety

Subsection 1 Question

You have work to submit however you are also travelling back to your home. You need internet to submit your task. What would you do next?

- A) Connect to Public WI-FI
- B) Wait and submit later
- C) Connect to Mobile WI-FI (**ANSWER**)

Subsection 2 Question

Your home WI-FI have been slowing down and causing delays. There is also some unknown devices connecting to your WI-FI router. What would you do to tackle this situation?

- A) Restart WI-FI
- B) Manage admin configurations (**ANSWER**)
- C) Buy new WI-FI

Subsection 3 Question

You have switch on your mobile hotspot to surf the internet. Sometime later you notice that there are multiple devices connecting to your hotspot. What is your next move to solve this issue?

- A) Turn off and back on again
- B) Ignore the devices
- C) Remove device and change password (**ANSWER**)