

Seaview Golf Club

IEEE Website Requirements Specification Document

Student Name: Darren Glennon

Student Number: x12353586

Student Email: x12353586@student.ncirl.ie

Course Name: BSc (Honours) in Technology Management

Course Specialisation: Business Analysis

Project Supervisor: Dr Eugene F.M. O'Loughlin



National College of Ireland
BSc (Honours) in Technology Management

Declaration Cover Sheet for BSHTM4 Project Submission**SECTION 1** *Student to complete*

Name: Darren Glennon
Student ID: x12353586
Supervisor: Dr Eugene F.M. O'Loughlin

SECTION 2 Confirmation of Authorship

The acceptance of your work is subject to your signature on the following declaration:

I confirm that I have read the College statement on plagiarism (summarised overleaf and printed in full in the Student Handbook) and that the work I have submitted for this assessment is entirely my own work.

Signature: Darren Glennon.

Date: 5th May 2016.

NB. If it is suspected that your assignment contains the work of others falsely represented as your own, it will be referred to the College's Disciplinary Committee. Should the Committee be satisfied that plagiarism has occurred this is likely to lead to you failing the module and possibly to you being suspended or expelled from college.

Complete the sections above and attach it to the front of one of the copies of your assignment.

What constitutes plagiarism or cheating?

The following is extracted from the college's formal statement on plagiarism as quoted in the Student Handbooks. References to "assignments" should be taken to include any piece of work submitted for assessment.

Paraphrasing refers to taking the ideas, words or work of another, putting it into your own words and then crediting the source. This is an acceptable academic practice provided you ensure that credit is given to the author. Plagiarism refers to copying the ideas and work of another and misrepresenting it as your own. This is completely unacceptable and is prohibited in all academic institutions. It is a serious offence and may result in a fail grade and/or disciplinary action. All sources that you use in your writing must be acknowledged and included in the reference or bibliography section. If a particular piece of writing proves difficult to paraphrase, or you want to include it in its original form, it must be enclosed in quotation marks and credit given to the author.

When referring to the work of another author within the text of your project you must give the author's surname and the date the work was published. Full details for each source must then be given in the bibliography at the end of the project.

Penalties for Plagiarism

If it is suspected that your assignment contains the work of others falsely represented as your own, it will be referred to the college's Disciplinary Committee. Where the Disciplinary Committee makes a finding that there has been plagiarism, the Disciplinary Committee may recommend:

- That a student's marks shall be reduced.
- That the student be deemed not to have passed the assignment.
- That other forms of assessment undertaken in that academic year by the same student be declared void.
- That other examinations sat by the same student at the same sitting be declared void.

Further penalties are also possible including:

- Suspending a student from college for a specified time.
- Expelling a student from college.
- Prohibiting a student from sitting any examination or assessment.
- The imposition of a fine.
- The requirement that a student to attend additional or other lectures or courses or undertake additional academic work.

Table of Contents

1.	Executive Summary	5
2.	Requirements Elicitation & Analysis Planning	6
2.1.	Introduction	6
2.2.	Business Need	7
2.3.	Business Case.....	8
2.4.	Stakeholder List.....	9
2.5.	Importance/Influence Matrix	10
2.6.	Requirements Elicitation Techniques	11
2.6.1.	Survey	11
2.6.2.	Brainstorming	15
2.6.3.	Interviews	16
2.6.4.	Prototyping.....	19
2.6.5.	Requirements Workshop.....	20
2.6.6.	Interface Analysis.....	22
3.	Requirements Elicitation & Analysis Results.....	23
3.1.	Requirements Elicitation Techniques	23
3.1.1.	Survey	23
3.1.2.	Brainstorming	29
3.1.3.	Interviews	32
3.1.4.	Prototyping.....	42
3.1.5.	Requirements Workshop.....	62
3.1.6.	Interface Analysis.....	63
4.	IEEE Website Requirements Specification.....	64
4.1.	Introduction	64
4.1.1.	Purpose.....	64
4.1.2.	Scope	64
4.1.3.	Definitions, Acronyms and Abbreviations	64
4.1.4.	References.....	64
4.2.	Functional Requirements	65
4.2.1.	User Class One – User.....	65
4.2.2.	User Class Two – Administrator	73
4.3.	Non-Functional Requirements	79
4.3.1.	Security Requirements	79

4.3.2.	Performance Requirements	80
4.3.3.	Availability Requirements	81
4.3.4.	Usability Requirements.....	82
5.	Bibliography.....	84
6.	Appendix	85
6.1.	Project Proposal	85
6.1.1.	Project Objectives.....	85
6.1.2.	Background	86
6.1.3.	Technical Approach.....	87
6.1.4.	Special Resources Required	88
6.1.5.	Project Plan	89
6.1.6.	Technical Details	93
6.1.7.	Evaluation	93
6.2.	Monthly Reflective Journals	94
6.2.1.	September.....	94
6.2.2.	October.....	95
6.2.3.	November.....	96
6.2.4.	December.....	97
6.2.5.	January	98
6.2.6.	February	99
6.2.7.	March	100
6.2.8.	April.....	101

1. Executive Summary

This project concept was chosen based on a request by the current director of golf at Seaview golf club. He specified that members were adamant that a golf club website was needed. Seaview golf club only had a small golf section within the local hotel's website. The members needed this website to attract people to play the golf course, to encourage new members to join the golf club, whilst also enhancing the satisfaction of the membership contingent at Seaview golf club. I decided to accept this project as it satisfies a real life business need, whilst also matching the necessity for me to undertake a business analysis type project.

This project involved using a variety of elicitation and analysis techniques from the business analysis body of knowledge to assist with formulating a detailed requirements specification document for the Seaview golf club website. These techniques consisted of a survey, a brainstorming session, three interviews, two prototypes, a requirements workshop, and interface analysis. An extensive list of the project stakeholders was amalgamated at the outset of the project. This was followed up by determining each person's importance relative to their influence, which was outlined in a detailed matrix. After all of the key project stakeholders were identified, the requirements elicitation and analysis planning phase of the project was initiated. When this planning phase was completed and the relevant stakeholders accepted to participate in the upcoming elicitation sessions, each technique was implemented with a variety of stakeholders. These people have an association with Seaview golf club and the results were obtained by taking detailed notes. The elicitation results were documented and then subsequently analysed using a variety of analysis tools. The requirements elicitation results were utilised to formulate a detailed IEEE requirements specification document for the Seaview golf club website. This document discusses the key functional and non-functional requirements of the Seaview golf club website in extensive detail. This IEEE document along with the various elicitation results should be utilised by a development team to construct the Seaview golf club website.

2. Requirements Elicitation & Analysis Planning

2.1. Introduction

This project involves gathering and subsequently documenting requirements for Seaview golf club's new website. The club is currently utilising a locally affiliated hotel for tee time bookings and to display membership related information. The limited amount of features offered on the golf page of the hotels website is now deemed inadequate by a significant proportion of stakeholders. In recent months the director of golf has obtained numerous requests for a new club website to be developed. Consequently, this project will initially involve collecting requirements for the new website from a wide variety of stakeholders. These people consist of the director of golf, club members, guests, the club professional and the club's president. Other stakeholders such as the competition secretary, the tee time booking system administrator, and various other individuals associated with the hotel may also be utilised during the project. Once all the requirements for the website have been finalised, they will subsequently be outlined within a detailed requirement specification document. This document will be formulated using the IEEE template as part of this final year project.

The initial task of gathering requirements for the new website will be conducted using various elicitation and analysis techniques. A brainstorming session with a variety of stakeholders will initially be carried out in this project. This technique will facilitate with identifying viewpoints which relate to the websites ideal layout and its required features. Surveys will be distributed to stakeholders to highlight unanimously demanded features, whilst also helping identify aspects with minor demand. Interviews will be used to obtain views from individual stakeholders such as senior and junior members respectively. This technique will facilitate with the identification of high priority website requirements. Focus groups may be used by mixing stakeholder groups, such as male with female members, this will ensure that stakeholders understand each other's viewpoints. Focus groups should facilitate with the creation of effective solutions. It may highlight any conflicting or overlapping requirements that currently exist within the golf club.

Interface analysis will be used to evaluate the interface types associated with the golf club's website. A context diagram along with a data flow diagram may accompany this technique. A requirements workshop will be utilised, along with the acceptance and evaluation criteria technique, as a method for prioritising requirements. A restricted number of highly important stakeholders will attend the workshop. It will commence over a period of one day within the golf club. Acceptance and evaluation criteria will be utilised to determine what is widely regarded as an acceptable outcome for this project. This technique will be used by initially prioritising requirements using perhaps the Moscow approach. Each of the requirements will then be ranked and subsequently scored to determine the effectiveness of each solution in comparison to its associated requirements.

2.2. Business Need

Seaview golf club has functioned without a unique club website since it opened back in 2002. They have alternatively been utilising a golf page on the local hotels website. This page has a limited number of useable features, which only consists of a tee time booking system and details on current membership offers. A sudden increase in the amount of new members and guests visiting the club in recent years has resulted in a number of stakeholders feeling it's now necessary to introduce a club website. The golf club is expanding quickly and the interests of members is of primary importance to the director of golf at the club. As a consequence, this widespread demand for a new website must be dealt with immediately. This business need was originally initiated by a small group of club members. These individuals collectively believed that all the club's activities should become more centralised, with the best solution being to create a golf club website. The members also stated that the club was lagging behind its competitors, since they currently lack a sufficient online presence.

There are a number of reasons why members feel it's necessary to introduce a new golf club website. Competition results are currently distributed by email to members within the club, members must login to the hotels website in order to book a tee time, a limited amount of club information is available online, and handicap related updates can only be accessed through a separate website. Implementing this new club website will solve the majority of these issues by centralising operations, members will therefore be able to access information faster than before. Green fee revenues should increase by attracting guests through a more attractive golf orientated website. Introducing a new golf club website will increase the satisfaction of club members, diminish a competitive advantage currently held by local competitors, it will reduce the amount of time it takes to obtain club related information, and it should increase the number of guests interested in playing the golf course on an annual basis.

A substantial amount of capability gaps currently exist within Seaview golf club, these factors may reduce the possibility of an efficient website being published. Consequently, effective solutions for each gap must be determined prior to the website being constructed. The golf club has no expertise in creating websites. As a consequence, research must be conducted on external vendors who are capable of satisfying the club's website requirements. Financial restrictions could inhibit the extent of features being incorporated onto the new website. The golf director at the club should therefore enquire about receiving additional capital as a contingency. The club currently lacks knowledge on the type of features which could be implemented onto the website. Therefore, researching features which are currently being utilised by their competitors should be conducted. The cost associated with implementing, performing maintenance, and keeping information secure is currently not understood by the director of golf. Consequently, the club director should discuss the total cost with numerous vendors. The ability of people within the club to upload information onto the website is also currently insufficient. Training seminars should therefore be organised for these under skilled stakeholders shortly after the golf clubs website is completed.

2.3. Business Case

The director of golf at Seaview golf club has been allocated a specific budget for implementing this new club website, which is being developed for non-profit and profit related reasons. A group of members recently requested for this website to be developed. The director of golf is therefore fulfilling his role at the club, which is to satisfy the needs of Seaview golf club's members and guests. The benefits associated with this website vary and some of them are difficult to quantify.

Members will be given the capability to book tee times, evaluate competition results, view golfer of the year standings, read club related news, amongst other information once this website is published online. To the contrary, guests will be able to access membership related information, view green fee rates, download the course map, evaluate the course scorecard, and view a gallery of course related images and videos. This information will be made accessible in a central location which will be highly beneficial to both Seaview's members and guests. The Implementation of this website is expected to attract more guests to the golf club, since information will become more centralised. This website will allow the competition secretary to disperse results onto a specific page on the website. This will avoid the burdensome task of formulating results and then dispersing them to the club captain on a weekly basis. Members won't need to access the hotels website once this club website is published. A clear separation between the hotel and the golf club will be formed which should benefit both parties. This change will enable Seaview to abolish a competitive edge currently being held by their local competitors, whom all currently have a strong online presence.

A variety of risks are inevitably associated with this project. The selection of an appropriate vendor to develop the website can be a difficult task. Selecting an incompetent vendor would be detrimental to the success of the project. To counteract this issue, vendors should be thoroughly evaluated before being chosen to create the website. If the vendor misinterprets stakeholder needs, vital requirements could be bypassed, which will increase costs and frustrate stakeholders. Consequently, requirements should be discussed on a face-to-face basis with the business analyst and regular progress updates must be requested by the golf club. Continually adding requirements to the scope of the project is a risky activity, requirements should therefore be thoroughly evaluated prior to the website being developed. Overall costs could spiral out of control if features are constantly being added during the implementation stage of the project.

Utilising the new websites features may be difficult for some stakeholders. To counteract the risk of people becoming frustrated, they should be well trained prior to the website being published. For example, if the competition secretary failed to understand a feature such as how to upload results onto the website. He/she could become agitated and consequently develop a negative outlook toward the overall effectiveness of the new club website. The costs and benefits associated with the website must be constantly evaluated. Measures should be put in place to ensure costs remain predictable and potential risks are nullified.

2.4. Stakeholder List

- A. Business analyst
- B. Director of golf
- C. President of golf club
- D. Club captains
- E. Senior male members
- F. Senior female members
- G. Junior convenor
- H. Junior members
- I. Student members
- J. Visitors
- K. Golf societies
- L. Handicap secretary
- M. Competition secretary
- N. General manager of hotel
- O. Clubhouse restaurant manager
- P. Clubhouse restaurant staff

2.5. Importance/Influence Matrix

High	Director of golf Golf societies Visitors General manager of hotel Junior members Student members	President of golf club Business Analyst Junior convenor Competition secretary Handicap secretary Senior male members Senior female members
	Clubhouse restaurant manager Clubhouse restaurant staff	Club captains
Low	Influence	
	Low	High

Importance/Influence Matrix Explanation:

The highly important and highly influential stakeholders are located in the upper right quadrant of this matrix. These stakeholders consist of senior male and senior female members respectively. The president of the golf club is equally as important, as he is covering the monetary aspects of the new website. To the contrary, the club's president is slightly less influential on aspects associated with the website's desired features and proposed layout. The junior convenor, competition secretary, and handicap secretary all have equal importance and similar influence on this project. The director of golf, guests, and golf societies are obviously very important but they have slightly less influence than members themselves. Junior members and student members are obviously very important for the club's future, but they won't have a major influence on aspects other than the junior section of the new website. The clubhouse restaurant manager will certainly have more influence and importance compared to the clubhouse restaurant staff, but both of these stakeholders will only affect the dining page within the new Seaview golf club website. The business analyst is certainly very important for gathering and subsequently documenting requirements for the website, but his ability to impact aspects such as design, features, and content will be very restricted. It's the responsibility of the major stakeholders to build the requirements list, the business analyst is just a facilitator in this project.

2.6. Requirements Elicitation Techniques

2.6.1. Survey

Survey Participants:

- 1) Senior male members.
- 2) Senior female members.
- 3) Junior & student members.
- 4) Visitors.

Distribution Method:

Email to relevant participants with the survey attached.

Objectives of the Survey:

This survey is designed to gather information from different stakeholders associated with Seaview golf club. The survey will be used to identify initial requirements and to discover demand levels for certain website features. The survey will also identify viewpoints of both members and visitors in relation to both good and bad aspects of the current website. Current members and visitors will be encouraged to state their desired features for the website and to outline if they are interested in participating in further elicitation sessions in the future.

Survey Questions:

https://docs.google.com/forms/d/12nciPmRTozfdIKMock_FwlhujuiWaSphrzhlQLPRNJg/viewform

What is your gender?

- ❖ Male
- ❖ Female

What membership category are you associated with in Seaview golf club?

- ❖ Full Member
- ❖ Intermediate Member
- ❖ Student Member
- ❖ Junior Member
- ❖ Not a Member (Visitor)
- ❖ Other – Please Specify

What is your official (GUI) golf handicap?

- Golfing Union of Ireland (GUI) handicap only.
- ❖ Scratch
- ❖ 1 – 5
- ❖ 6 – 14
- ❖ 15 – 24
- ❖ 25 – 28
- ❖ More than 28
- ❖ I don't have an official GUI handicap

How often would you visit the current Seaview golf club website?

- ❖ Daily
- ❖ Weekly
- ❖ Monthly
- ❖ Rarely
- ❖ Never

How often would you use the features listed below on the current Seaview golf club website?Features:

- ❖ Tee time booking system
- ❖ Course guide
- ❖ Hotel booking system
- ❖ Gallery of course images

Options:

- ❖ Never
- ❖ Rarely
- ❖ Sometimes
- ❖ Frequently

The current Seaview golf club website satisfies most of your unique needs?

- ❖ Strongly Disagree
- ❖ Disagree
- ❖ Neutral
- ❖ Agree
- ❖ Strongly Agree

How do you find the navigation on the current Seaview golf club website?

- ❖ Very Difficult
- ❖ Difficult
- ❖ Okay
- ❖ Easy
- ❖ Very Easy

What way would you describe the readability of text on the current Seaview golf club website?

- ❖ Font type and size is satisfactory
- ❖ Text is too small but font type is okay
- ❖ Text is too big but font type is okay
- ❖ Font type is unsuitable but size is okay

What rating would you give the current Seaview golf club website?

1. Very Poor
2. Poor
3. Okay
4. Good
5. Excellent

What features would you like to see on the new Seaview golf club website?

- Provide a maximum of five features

Which page layout would you find most appealing on the new Seaview golf club website?

- ❖ A course image within each page
- ❖ A collage of course images within each page
- ❖ No course images within each page
- ❖ Other – Please Specify

What should be displayed on the home page of the new Seaview golf club website?

- ❖ Brief introduction
- ❖ Course logo
- ❖ Competition results
- ❖ Membership related information
- ❖ A collage of course images as links to each page
- ❖ Club related news
- ❖ Contact information
- ❖ A slideshow of course images
- ❖ Other – Please Specify

If a club news and results page was incorporated onto the new Seaview golf club website, how often would you utilise this section of the website?

- ❖ Never
- ❖ Rarely
- ❖ Sometimes
- ❖ Frequently

How likely would you be to use an inter-club team page(s) on the new Seaview golf club website?

- E.g. Barton Cup, Junior Cup, Brennan Cup etc.

- ❖ Highly Unlikely
- ❖ Unlikely
- ❖ Unsure
- ❖ Likely
- ❖ Highly Likely

What features are required within the visitor's page of the new Seaview golf club website?

- ❖ Green fee rates
- ❖ Course dress code
- ❖ Clubhouse dress code
- ❖ Membership information
- ❖ Course scorecard
- ❖ Hole by hole course guide
- ❖ Gallery of course images
- ❖ Clubhouse restaurant information
- ❖ Green fee special offers

Would you be willing to participate in more requirements gathering sessions in the near future?

- E.g. Brainstorming sessions, interviews, requirements workshops.

- ❖ Yes
- ❖ No

Please enter your full name below?

- Please fill in your first name and surname if you want to attend more elicitation sessions in the future.

Please enter your email address below?

- Please fill in your email address if you want to attend more elicitation sessions in the future.

Any Additional Comments:

Evaluate the old website or discuss desired features, layout, navigation or other aspects of the new Seaview golf club website.

2.6.2. Brainstorming

Brief Overview:

This brainstorming session is designed to gather viewpoints from a variety of stakeholders in relation to the desired features and the proposed layout for the new Seaview golf club website.

Objectives of the Brainstorming Session:

During this meeting various stakeholders will be outlining their ideas for the new website. A broad list of possible website features should therefore be obtained during this brainstorming session. All ideas will be documented by a moderator within a Microsoft word file. Any comments made by participants will also be clearly defined within this document. This should help avoid confusion when each requirement is being classified and ranked by the business analyst in the future.

Participants:

- 1) Two senior male members.
- 2) Two senior female members.
- 3) Two visitors.
- 4) Junior convenor.
- 5) Handicap secretary & competition secretary.
- 6) Clubhouse restaurant manager.

Meeting Location:

Clubhouse member's area (upstairs) at Seaview golf club.

Date of Meeting:

Sunday 15th November 2015.

Time of Meeting:

9:00am – 10:30am.

Brainstorming Session Rules:

- 1) Participants are requested to avoid consulting each other for possible ideas prior to the meeting taking place on the 15th November 2015.
- 2) All participants should arrive at least thirty minutes before the meeting begins for some light refreshments and to ensure the meeting starts on time.
- 3) All participants will be allocated specific times to divulge their ideas.
- 4) During each allotted time in the meeting, all other participants must remain quiet and withhold any comments in relation to the ideas being expressed.
- 5) Mobile phones must be switched off prior to the meeting commencing.
- 6) This meeting must remain professional and all participants should stay focused on the tasks which are outlined in the meeting's agenda.
- 7) Participants will be requested to leave the meeting if the moderator deems their behaviour to be unsatisfactory, no prior warnings will be issued.
- 8) Any late arrivals will be placed into the last allotted time for expressing their ideas, these individuals should only enter the meeting room when the moderator deems it appropriate to do so.

2.6.3. Interviews

Interview One:

Participants:

Two senior male members.

Interview Location:

Clubhouse member's area (upstairs) at Seaview golf club.

Date of Interview:

Saturday 20th February 2016.

Time of Interview:

9:00am – 10:00am.

Objectives of the Interview:

This interview is designed to gather details from male members associated with Seaview golf club. These members should represent the interests of the majority of male members currently at the club. The issues being encountered by these members will be discussed. Consequently, the desired outcome of this interview is to understand any issues that male members are currently experiencing and to discuss appropriate options to ensure these issues are effectively resolved. Responses will be typed out by an assistant to ensure the interview remains in a constant flow and finishes within the allotted timeframe.

Interview Questions:

- 1) How often would you visit the current Seaview golf club website? What is your primary reason for visiting the website?
- 2) What features would you utilise the most on the current Seaview golf club website? Do these features need to be improved in any way?
- 3) Which features on the current Seaview golf club website are a must have on the new website, other than the features mentioned above?
- 4) What types of features aren't being delivered on the current Seaview golf club website that you feel should be incorporated onto the new website?
- 5) Who is affected by these features not being available on the current Seaview golf club website and how will these features be beneficial?
- 6) What type of information do you feel is important to display within the visitors page of the new Seaview golf club website?
- 7) What could be implemented on the new website to attract male guests and new male members to Seaview golf club?
- 8) If the new Seaview golf club website had inter-club team pages, which male teams should be contained within this section of the website and what functionality should these pages deliver?

Interview Two:**Participants:**

Two senior female members.

Interview Location:

Clubhouse member's area (upstairs) at Seaview golf club.

Date of Interview:

Saturday 20th February 2016.

Time of Interview:

10:30am – 11:30am.

Objectives of the Interview:

This interview is designed to gather details from female members associated with Seaview golf club. These members should represent the interests of the majority of female members currently at the club. The issues being encountered by these members will be discussed. Consequently, the desired outcome of this interview is to understand any issues that female members are experiencing and to discuss appropriate options to ensure these issues are effectively resolved. Responses will be typed out by an assistant to ensure the interview remains in a constant flow and finishes within the allotted timeframe.

Interview Questions:

- 1) How often would you visit the current Seaview golf club website? What is your primary reason for visiting the website?
- 2) What features would you utilise the most on the current Seaview golf club website? Do these features need to be improved in any way?
- 3) Which features on the current Seaview golf club website are a must have on the new website, other than the features mentioned above?
- 4) What types of features aren't being delivered on the current Seaview golf club website that you feel should be incorporated onto the new website?
- 5) Who is affected by these features not being available on the current Seaview golf club website and how will these features be beneficial?
- 6) What type of information do you feel is important to display within the visitors page of the new Seaview golf club website?
- 7) What could be implemented on the new website to attract female guests and new female members to Seaview golf club?
- 8) If the new Seaview golf club website had inter-club team pages, which female teams should be contained within this section of the website and what functionality should these pages deliver?

Interview Three:**Participants:**

- 1) Junior captain.
- 2) Junior convenor.

Interview Location:

Clubhouse member's area (upstairs) at Seaview golf club.

Date of Interview:

Sunday 21st February 2016.

Time of Interview:

9:00am – 10:00am.

Objectives of the Interview:

The amount of junior members joining Seaview golf club has slowly increased in the last few years. This interview is designed to identify features that could be utilised on the new website. These features should benefit either junior members or the junior convenor at the golf club. This interview should identify features that could improve the quality of service being delivered to junior members. It should facilitate the junior convenor with his role by outlining a list of possible solutions that counteract any current issues he/she is experiencing.

Interview Questions:

- 1) Do junior members at Seaview golf club use the current website? If yes, what features do they use on the website?
- 2) What types of features could be implemented on the new Seaview golf club website that would benefit junior members at the golf club?
- 3) Are there any features that could be incorporated onto the new Seaview golf club website that would assist you with your role as junior convenor?
- 4) Are there any difficult tasks as junior convenor at the golf club? If yes, is there any alternative options that could be utilised on the new website to simplify these types of tasks for you?
- 5) Is the current brs tee time booking system relevant to junior members? If not, what alternative options are available to utilise on the new junior page?
- 6) What social media accounts should be incorporated onto the junior page of the new Seaview golf club website?

2.6.4. Prototyping

Objectives of the Prototype:

This prototype is the first visual representation of the Seaview golf club website. It's predominantly being developed as a progress report, and it will be used as part of the requirements workshop on the 26th February 2016. My interpretation of each stakeholder's needs will be displayed in this prototype. The results of the survey, brainstorming session, and the three interviews, will be used to develop this prototype of the new Seaview golf club website. During the requirements workshop, various stakeholders will be encouraged to critique this prototype. They could request newly desired features or alter the prototypes design during the requirements workshop. Instead of interpreting stakeholder's requirements, this prototype will minimise the possibility of a misunderstanding between the business analyst and the stakeholders that are associated with the new Seaview golf club website. A second version of the prototype will be constructed at a later date, based on the recommendations made by various project stakeholders.

Resources Required:

- 1) Sony Vaio laptop with Microsoft PowerPoint.
- 2) Microsoft PowerPoint will be used to construct the prototype.
- 3) The results of the survey, the brainstorming session, and the three interviews will be used to develop the first prototype of the Seaview golf club website.

Prototype Development Checklist:

- ✓ Amalgamate requirements based on the results of the survey analysis.
- ✓ Interpret the views made by stakeholders during the brainstorming session.
- ✓ Examine the interview results and incorporate features into the prototype.
- ✓ Develop a comprehensive prototype for the requirements workshop.
- ✓ Implement any necessary modifications to the prototype, based on the preferences expressed by stakeholders during the requirements workshop.

Participants:

- 1) Business analyst - develops the prototype.
- 2) Senior male members & senior female members.
- 3) Junior convenor.
- 4) Junior members.
- 5) Student members.
- 6) Handicap secretary.
- 7) Competition secretary.
- 8) Clubhouse restaurant manager.
- 9) Visitors.

Prototype Due Date:

26th February 2016.

Prototype Date of Completion:

24th February 2016.

2.6.5. Requirements Workshop

Workshop Preparation Checklist:

- ✓ Identify appropriate participants that will attend the requirements workshop.
- ✓ Finalise the location, date, and time that the workshop will take place.
- ✓ Prepare a description of objectives and the desired outcome of the workshop.
- ✓ Create the requirements workshop agenda.
- ✓ Outline a detailed list of the resources required in the workshop.
- ✓ Organise all the resources prior to the requirements workshop commencing.
- ✓ Invite all participants via email or text message. Refer to the location, date, and time of the workshop, and attach a copy of the agenda and rules.
- ✓ Ensure that all participants are available to attend the workshop.

Participants:

- 1) Business analyst - appointed facilitator & scribe.
- 2) One senior male member & one senior female member.
- 3) Junior captain.
- 4) One visitor/non-member.

Workshop Location:

Clubhouse member's area (upstairs) at Seaview golf club.

Date of Workshop:

Sunday 26th February 2016.

Time of Workshop:

9:30am – 11:00am.

Objectives of the Requirements Workshop:

This requirements workshop has been organised to predominantly discuss layout and design elements of Seaview golf club's new website. The primary objective of this workshop is to obtain a general understanding of the type of layout and design demanded by key stakeholders. This will be achieved by viewing websites that are being utilised by competitors and by evaluating the first prototype of the new website. The secondary objective is to identify website features that weren't discussed in previous elicitation sessions and to refine the requirements in the first prototype. Participants may identify features that are being used by competitors and they could decide to utilise some of them on their new website.

Agenda:

- 1) Define the purpose of the requirements workshop to participants.
- 2) Clearly outline the ground rules of the requirements workshop.
- 3) Outline the final deliverables and what needs to be accomplished by the completion of the requirements workshop.
- 4) Evaluate the first prototype with all the participants.
- 5) Research some of the competitor websites with the participants.
- 6) Identify additional features which are required on the new website.
- 7) Obtain a general agreement relating to the websites design, layout, and the desired features amongst all the participants.

Resources Required:

- Member's area (upstairs) in the clubhouse at Seaview golf club.
- Sony Vaio laptop.
- Mobile phones, tablet devices or laptops.
- Strong internet connection.
- Microsoft Word to document any comments made during the workshop.
- Microsoft PowerPoint to display the first prototype of the new website.
- Five chairs.
- Round table.

Workshop Rules:

- 1) All participants should arrive at least thirty minutes before the workshop begins to conduct additional research on competitor websites.
- 2) Participants are entitled to express their ideas at any point during the workshop, but all comments should relate to the topic being discussed.
- 3) Mobile phones are permitted during the workshop, but they should only be used to conduct research relating to topics outlined in the agenda.
- 4) The facilitator will control all aspects associated with the workshop itself.
- 5) This workshop must remain professional and all participants should stay focused on the topics which are outlined in the workshop's agenda.
- 6) All participants should carefully listen to the instructions being distributed.
- 7) This requirements workshop is all about collaborating with your peers. Any disruptive behaviour could result in the workshop being postponed, or any participants being disruptive could be told to permanently leave the room.

Workshop Final Deliverables:

- 1) A Microsoft Word document which contains a list of desired changes to the layout of the prototype, along with an outline of new website features.
- 2) A Microsoft PowerPoint document which contains prototype version two of the new Seaview golf club website, based on the preferences of stakeholders.

2.6.6. Interface Analysis

Objectives of Interface Analysis:

After the website prototype and the requirements workshop were respectively completed, a UML use case diagram was then developed. This detailed diagram illustrates the interface types which are associated with the website. Each of the actors, which are known as stakeholders, will have access to specific aspects of the new website. For example, the restaurant manager will have control over the information displayed on the dining page. This diagram outlines the interactions which will take place between stakeholders and the Seaview golf club website. The use case diagram will assist with development discrepancies being avoided on the website. For example, visitors shouldn't have access to the member's tee-time booking system section for club competitions, other than for club open competitions which can be accessed through the visitors booking system section.

Resources Required:

- 1) Sony Vaio laptop with Microsoft PowerPoint.
- 2) Microsoft PowerPoint will be used to construct the UML use case diagram.

UML Use Case Diagram Development Checklist:

- ✓ Perform document analysis on similar projects which have occurred.
- ✓ Evaluate prior elicitation results to identify potential interface types.
- ✓ Review the website prototype for possible stakeholder-website interactions.
- ✓ Develop a UML use case diagram for the new Seaview golf club website.
- ✓ Gather feedback from project stakeholders about the UML use case diagram and implement any necessary modifications if it's deemed appropriate.

UML Use Case Diagram Name:

Seaview Golf Club Website.

UML Use Case Diagram Actors:

- 1) Director of golf.
- 2) Senior members.
- 3) Visitors & societies.
- 4) Junior convenor.
- 5) Junior & student members.
- 6) Inter-club team managers.
- 7) Handicap & competition secretary.
- 8) Clubhouse restaurant manager.

UML Use Case Diagram Due Date:

27th March 2016.

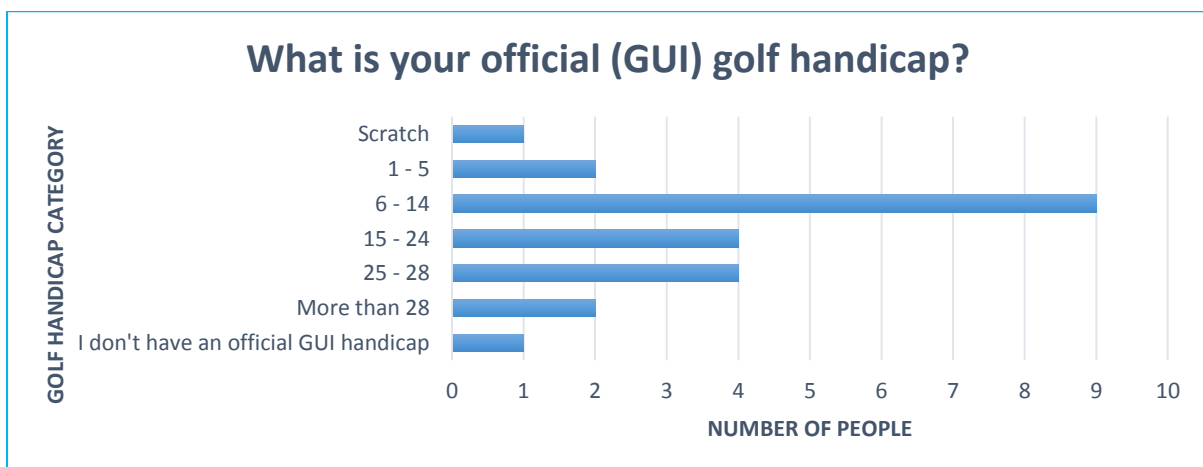
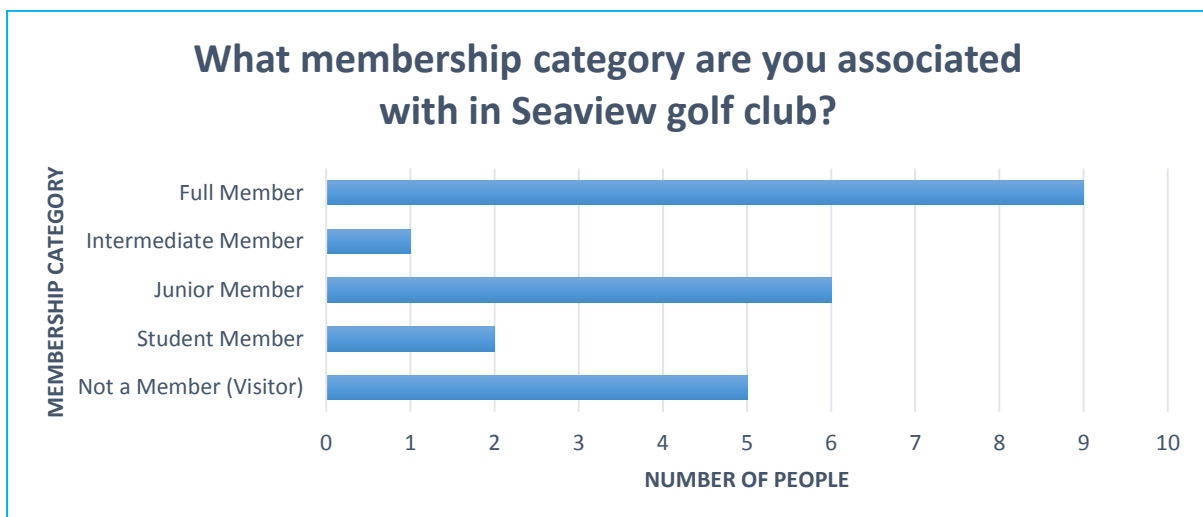
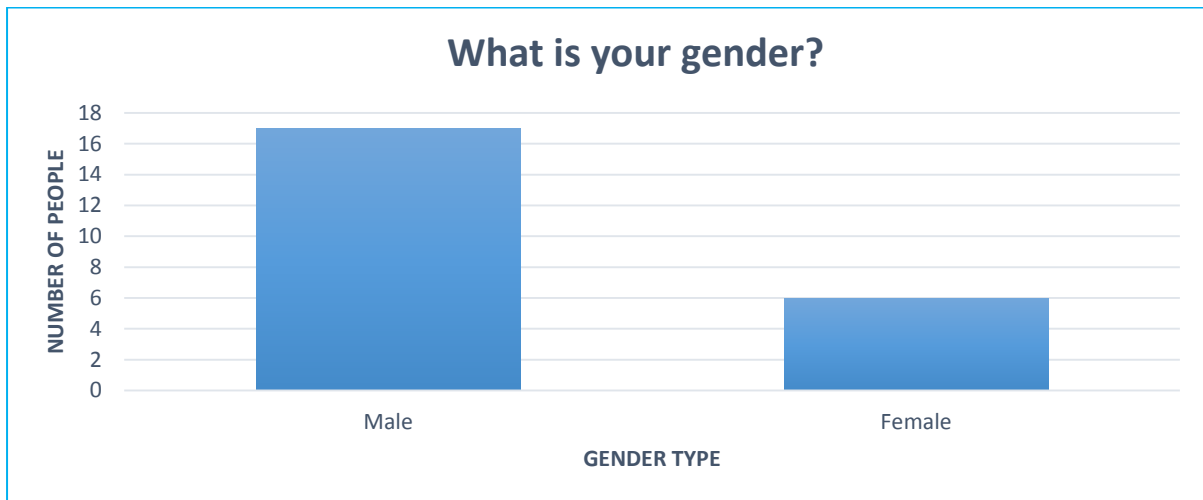
UML Use Case Diagram Date of Completion:

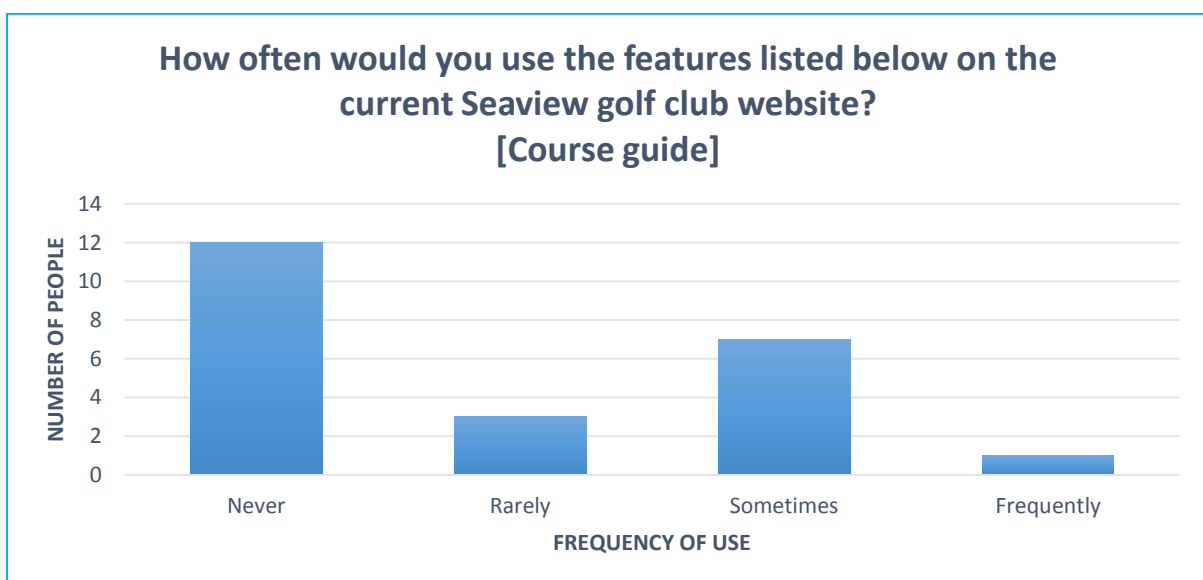
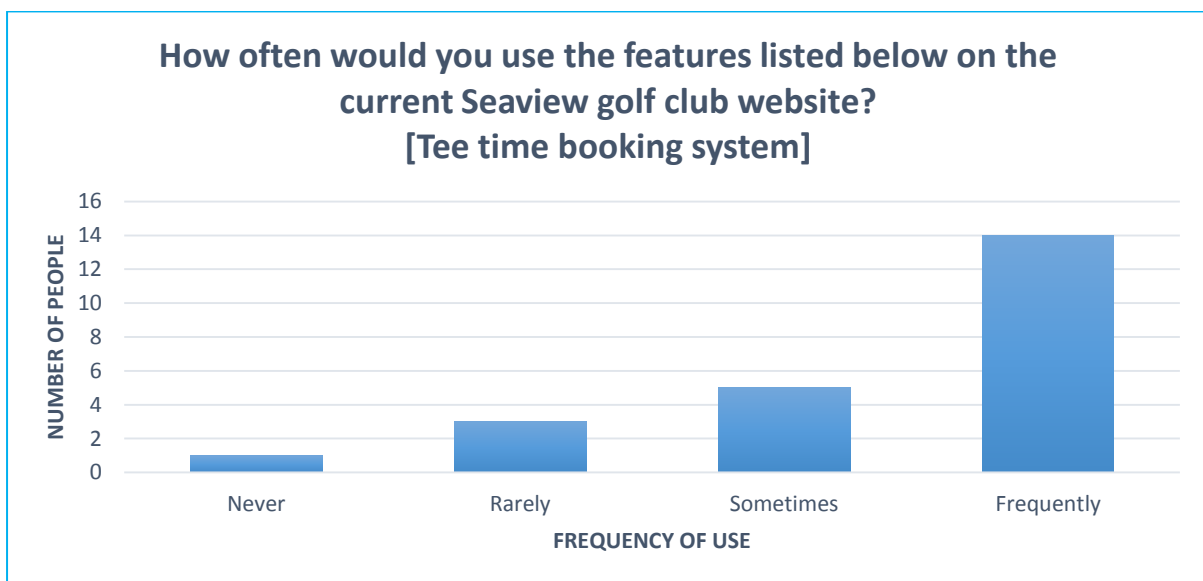
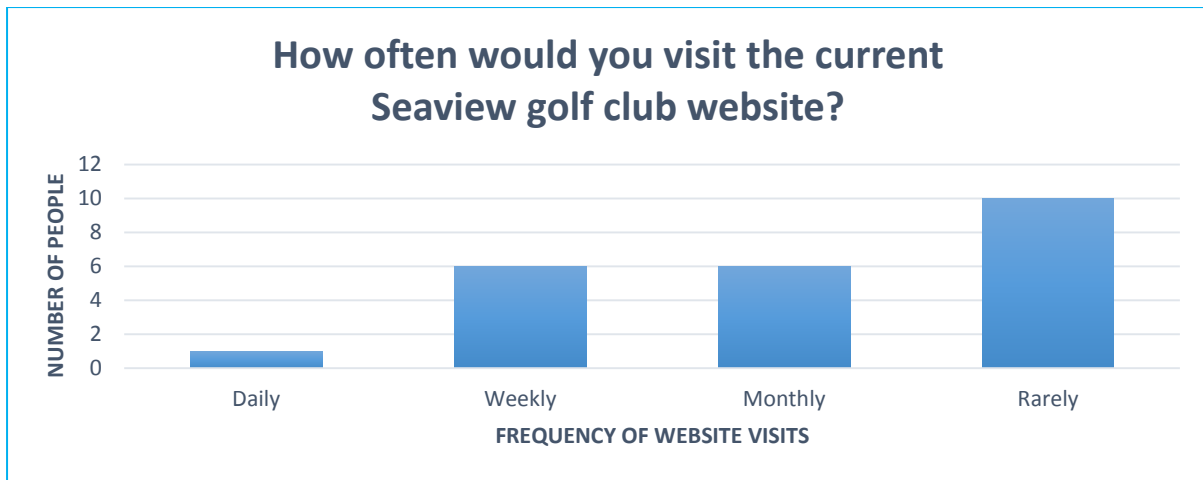
27th March 2016.

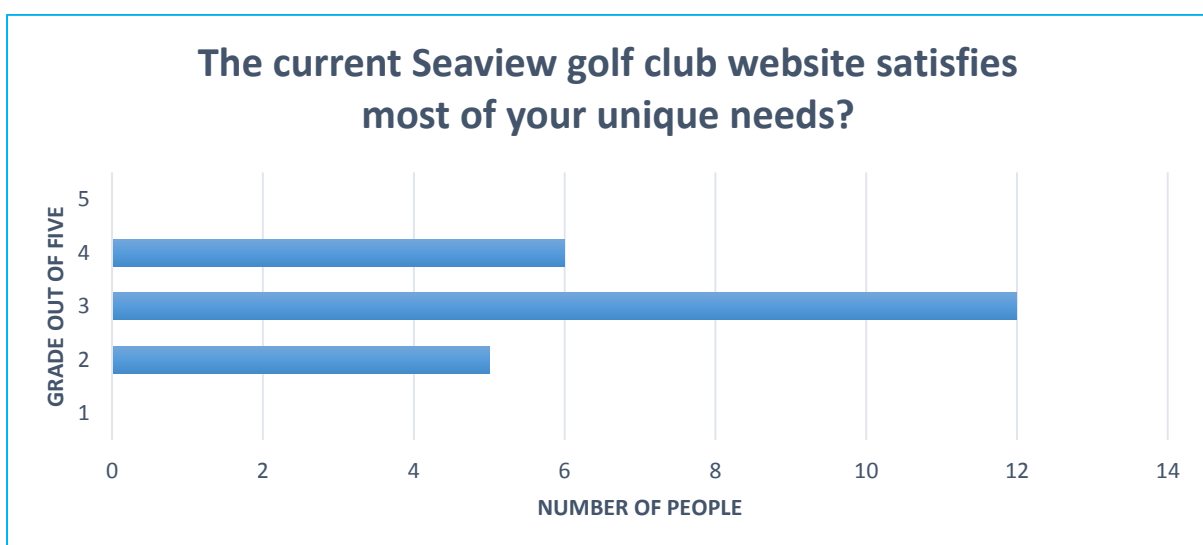
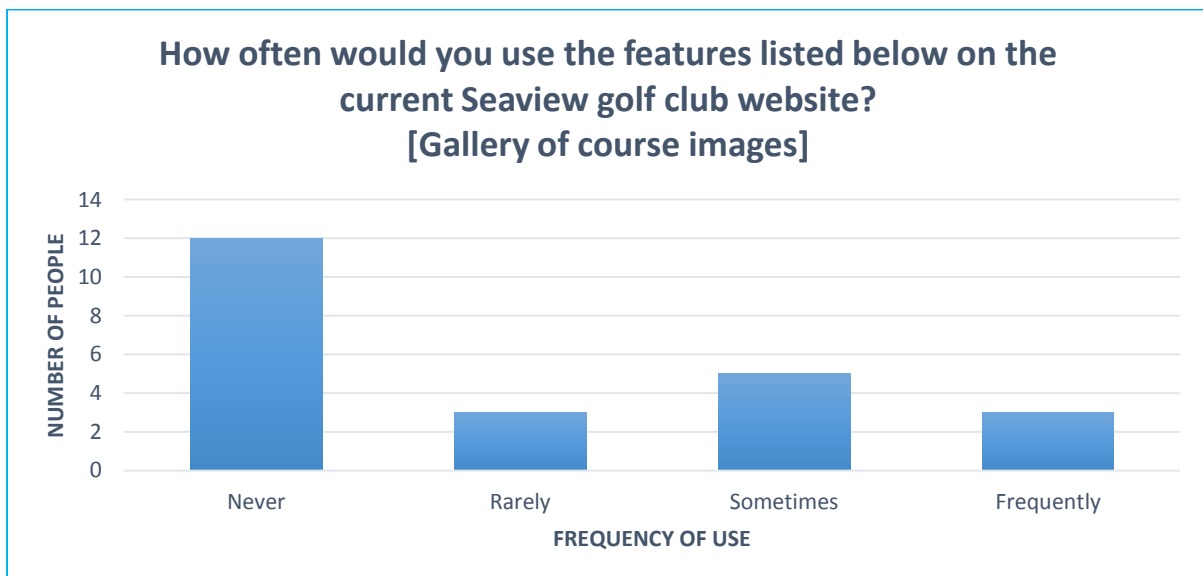
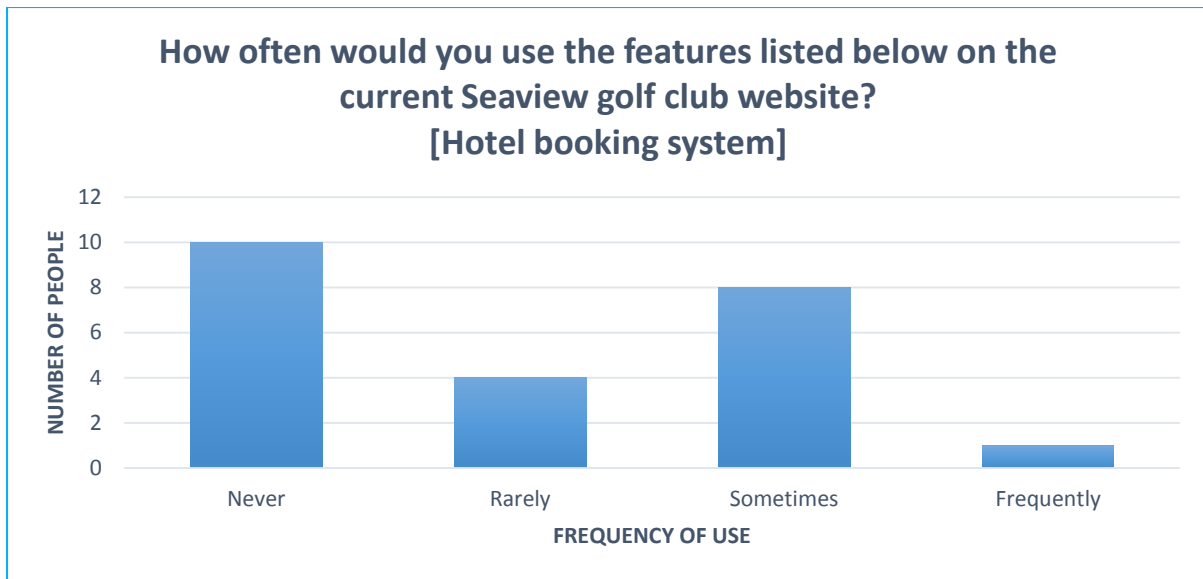
3. Requirements Elicitation & Analysis Results

3.1. Requirements Elicitation Techniques

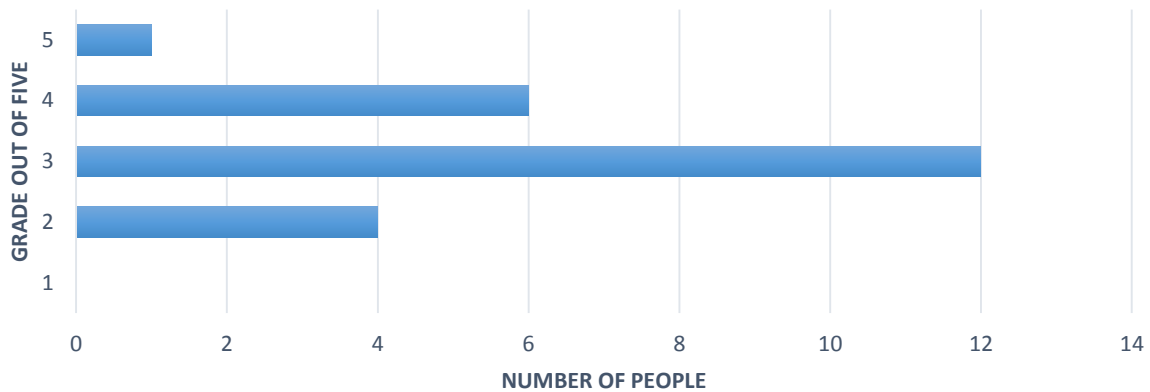
3.1.1. Survey



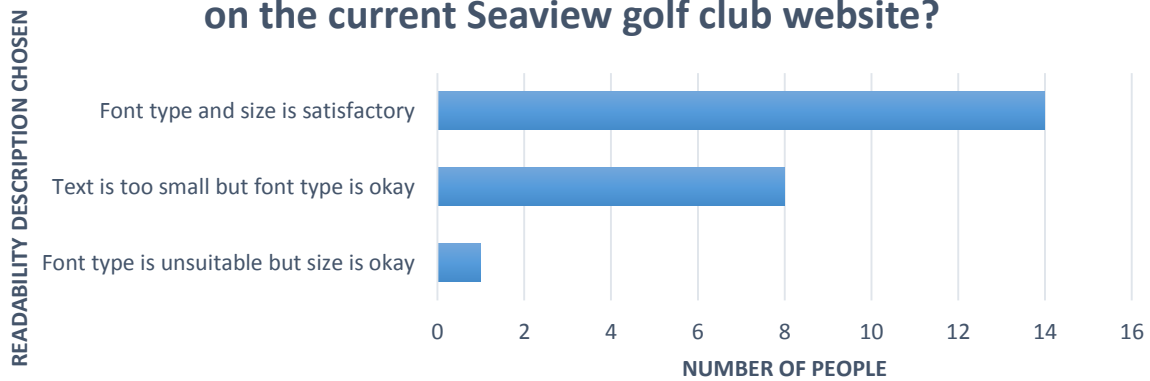




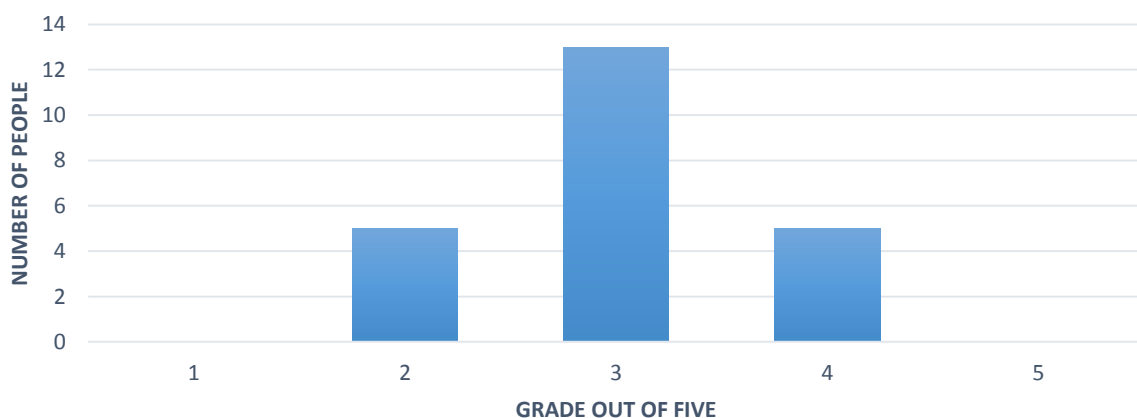
How do you find the navigation on the current Seaview golf club website?

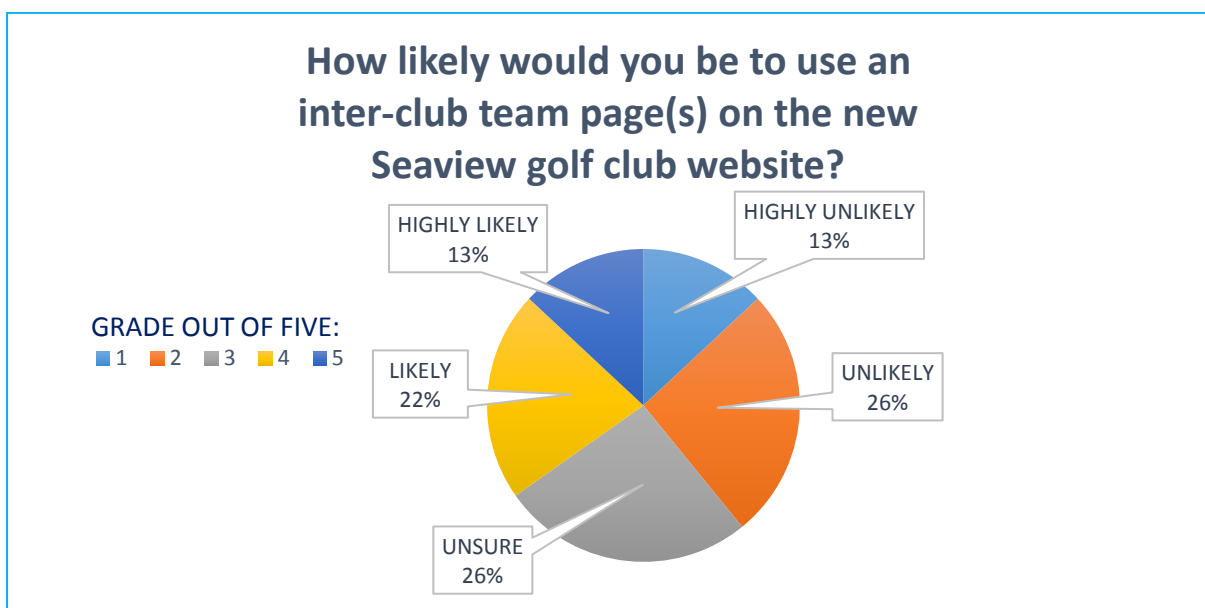
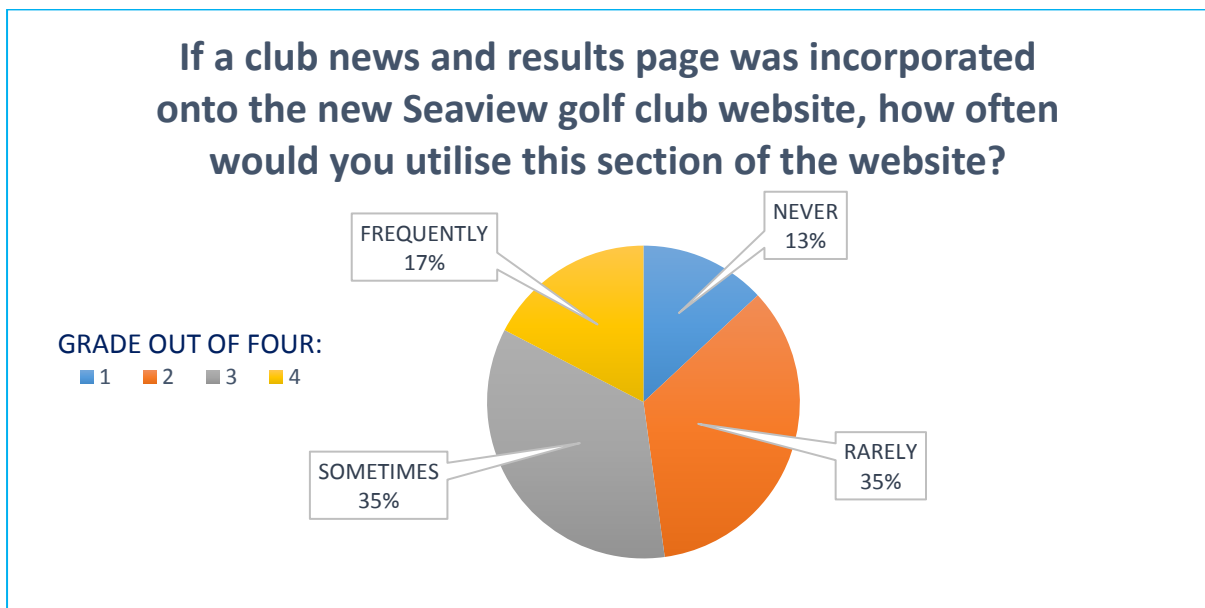
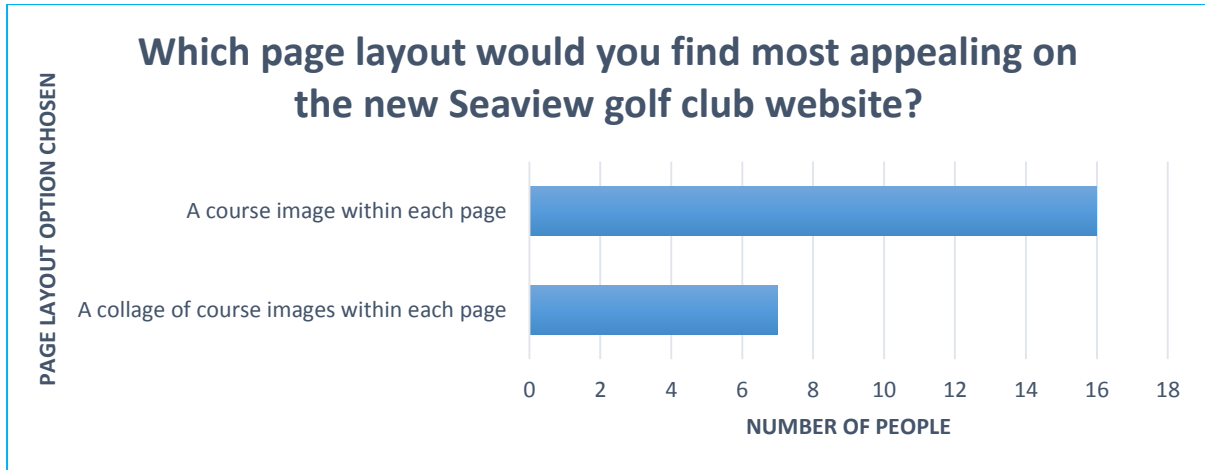


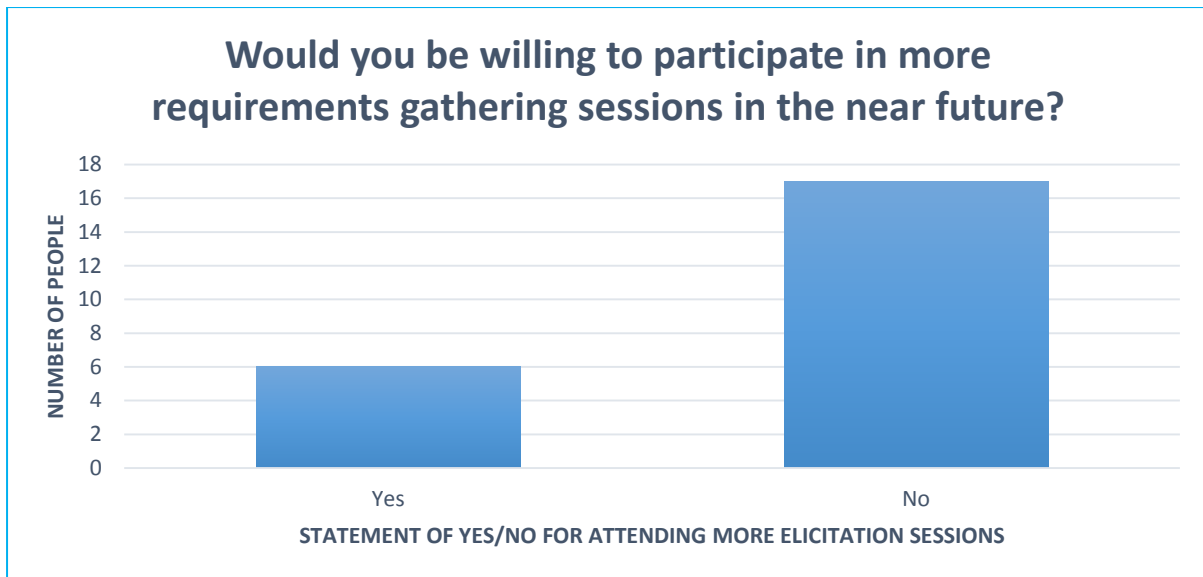
What way would you describe the readability of text on the current Seaview golf club website?



What rating would you give the current Seaview golf club website?







Survey Conclusion:

The stakeholders that completed this survey vary in terms of their gender type, golf handicap, and their type of membership category at the golf club. Some non-members even completed this elicitation survey. As a consequence a wide variety of viewpoints were captured during this process, which was initially one of my objectives for this survey. The tee time booking system and the hotel booking system are frequently utilised on the current Seaview golf club website. These features should therefore be incorporated onto the website. A significant quantity of stakeholders stated that the current website didn't fulfil most of their unique needs, they also rated the current websites navigation as average in the majority of cases. The font type and size on the current website was regarded as satisfactory in the majority of instances, but some felt that the font size was too small on the website. As a consequence, the font on the new website will be made slightly larger, but the same font type will be utilised on the new website. The current club website was given an overall average rating of three out of a possible five marks. This rating proves that a significant number of stakeholders feel that the current Seaview golf club website lacks some vital user features.

The new Seaview golf club website will contain course images within each page, since none of the participants chose the option of having no images within the pages of the new website. 87% of survey participants stated that they would utilise a news and results page on the new website. Consequently, this section will need to be incorporated onto the new Seaview website. 48% of the survey participants stated that they would most likely use an inter-club team page on the new website, whilst 26% of the participants were unsure if they would utilise this feature. The responses I received within the additional comments section also highlighted some requirements. The junior page must be improved along with the visitor's page according to many stakeholders. Information relating to dress code, open competitions, along with directions to the golf club will need to be addressed. A restaurant dining page also seems to be a high priority feature.

3.1.2. Brainstorming

Two Senior Male Members:

The current website's tee time booking system is suitable for the golf club. It has functioned properly since the club changed to the brs booking system back in June of 2014. It's very important that this feature remains the same on the new club website, the support features should also mirror the current club website.

In terms of club news and results, each member receives an email on a weekly basis in relation to club news, upcoming events, and competition results. The current website doesn't display any club related news or results to members. In order for members to access a full list of competition results, from a particular event, they must access a website called howdidido. This website requires each club member to register online. Most male members feel that a news and results page would be highly beneficial to the golf club. Emails could still be distributed to members on a weekly basis, but there is still a demand for accessing results through the club website instead of alternatively utilising the howdidido website.

A minor problem for inter-club team managers in the golf club involves obtaining contact information from squad members. When a team has been chosen by a particular manager, he/she must call the director of golf and ask for the email addresses/mobile numbers of each team member. An inter-club team page for each of the teams associated with our golf club would be fantastic. The current men's club squads consist of the junior cup, Barton cup, and Brennan cup teams respectively. A unique page for each of these teams would be highly beneficial for the men's section of the golf club. A section for supplying team related news on each page would facilitate managers with obtaining contact information and with divulging team related news to all the relevant members in the golf club.

Membership related information is well documented on the current website, this should remain the same on the new club website. The membership options and the list of membership benefits files are deemed adequate on the website. To the contrary, a gallery of course images and perhaps some videos would be a great addition to the new club website. A gallery page along with a contact page are certainly required. The location of the golf course could be displayed in the contact page, using perhaps a Google maps widget. A contact form may also be needed in the contact page of the new website. A significant proportion of golf courses have this type of contact page layout within their own club websites.

The page layout in the new website should certainly incorporate larger images within each page. The website's menu should probably be horizontal across the top of the page, instead of the current website which is vertical along the left side of the screen. The overwhelming amount of content relating to the hotel should be minimised on the new Seaview golf club website. This website is being constructed to mainly attract visitors to the golf club and to fulfil member related requirements. It's not being utilised as a tool to showcase the local hotel.

Two Senior Female Members:

Female members organise a wide variety of open competitions throughout the summer months on an annual basis. A major problem for some lady visitors relates to dress code. Many of whom worry about wearing the wrong type of clothing, both in the clubhouse and on the golf course itself. Some of these female golfers only play golf a few times a year and are classed as beginners. Consequently, on the visitor's page of the new website a clear illustration of dress code, both in the clubhouse and on the golf course, should be displayed. This would certainly benefit both male and female visitors at the golf club.

They had a discussion with the director of golf recently about the process for female visitors when they book open competitions at the golf club. The current procedure is frustrating staff, it's certainly deemed inadequate and very tedious. Many visitors decide to ring the golf club, asking for fixture lists or to book a slot in an upcoming competition. If the new website could incorporate a simple form feature for booking open competitions, we believe that it would be very helpful to the golf director in particular. It would simplify the whole booking process. An email is already in use by the director of golf at the club. Each email could be dealt with on an individual basis at a time which is most appropriate to staff.

The current website's tee time booking system is functioning well, for both male and female members at the golf club. The brs booking system is regarded as highly reliable by the majority of members at the club. We hope that the new website will display this system similarly, because most of the female members at the club are satisfied with the current system that's in place on the website.

Female members enjoy visiting the clubhouse restaurant after a game of golf. No information on opening hours, a food menu, or even prices is available online. Consequently, a dining page would be great to see on the new club website. This dining page would showcase the restaurant, I am positive that the restaurant manager would be delighted to be associated with the new website.

Two Visitors:

The current website isn't that bad for visitors, since the majority of information required is available. To the contrary, this information is displayed sporadically and is predominantly shown in the wrong format. For example, green fee rates should be displayed as text only, but instead they are shown in a pdf file which is unnecessary. Information should be easily accessible within a commercial type website. The membership price menu and the membership benefit files are very useful, but they are yet again displayed in the wrong format. No directions to the golf course are available on the current website. A Google maps widget would solve that issue. Contact information for both, the golf club and the hotel, should be shown on every page of the new website to attract more guests. Golf course images should be shown in a larger size than they are on the current website, they should also be displayed on every page of the new website. Lastly, a gallery of course images is badly needed on the new website. The current website only contains a few images, which is a shame when you consider how beautiful the course is. This golf course needs to be shown off more, this can be achieved by introducing more course images and perhaps some new golf course videos.

Junior Convenor:

The features on the junior page of the current website are honestly non-existent. A membership application form along with a link to the junior Facebook page are available, but a lot more could be added to the new website. I would like to be able to post junior related news, results, and to list upcoming junior events on the new Seaview golf club website. The current tee time booking system for juniors has to be accessed externally, if this booking system could be embedded onto the new junior page it would benefit both juniors and their parents. Posting golfer of the year standings onto the website is also a possibility, instead of alternatively utilising Facebook for this particular task. The membership price menu for juniors should only be displayed as text within the junior page, instead of the continual use of pdf files. The pdf format should be used for application forms and perhaps for the clubhouse restaurant pricing menu for juniors.

Handicap Secretary & Competition Secretary:

The brs tee time booking system has been a real success at the golf club. We believe that this feature should remain exactly the same on the new website. In relation to club news, results, and listing upcoming open competitions or events. We believe that a club related news and results page would be highly beneficial to both ourselves and to current members at the club. In terms of the golfer of the year standings table, it would be great if we could incorporate this table onto the new website. Handicap lists and information on handicap related updates are handled externally through howdidido. Which makes this aspect irrelevant, in relation to adding new features to Seaview golf club's new website.

We are currently distributing competition results, inter-club team news, and information on upcoming events via email to our members. We have heard that the introduction of an inter-club team page is a distinct possibility on the new website. We certainly believe that incorporating this feature would be highly beneficial to the golf club. It's often very difficult for team managers to obtain contact information from various members within their respective teams. Some type of form feature within each page would certainly make this easier. Panel selections, information on upcoming matches, and possibly team results could be placed within each respective team page on the new Seaview golf club website.

Clubhouse Restaurant Manager:

A dining page within the new website would be great from our perspective. We could display our opening hours, both during the summer and the winter. The restaurant menu could be incorporated onto this page, along with a detailed description of our Italian themed restaurant. Contact information needs to be provided for both, the bar area in the clubhouse and the reception area in the locally affiliated hotel. Other than perhaps a nice collage of restaurant images, I am satisfied that most aspects are covered in relation to the dining page of the new website. The dining page should ideally be placed as a primary link in the main menu of the new website. If that's not a possibility, being placed near the members section as perhaps a subheading would certainly be adequate. A link to the dining page within the member's area of the new website would be nice from our perspective. This dining page should solve a recent issue of female members complaining about how difficult it is to find clubhouse restaurant information.

3.1.3. Interviews

Interview One:

Participants:

Two senior male members.

Interview Questions & Answers:

How often would you visit the current Seaview golf club website? What is your primary reason for visiting the website?

The two senior male members indicated that they utilise the current Seaview golf club website on a weekly basis. Their main reason for visiting the website is to use the brs tee time booking system, for booking weekly competitions and casual games of golf throughout the year. This tee time booking system was described as highly efficient by each of the two senior male members.

What features would you utilise the most on the current Seaview golf club website? Do these features need to be improved in any way?

The brs tee time booking system has recently been changed by Seaview golf club. This new system is pleasing both members and guests at the golf club. Consequently, no changes need to be made to the current booking system. One of the male members indicated how difficult it can be to find contact information for the pro shop and the bar. He frequently invites guests to play the golf course during the summer months. Information such as the course scorecard, directions to the golf club, and green fee rates, are either unavailable or difficult to locate.

Which features on the current Seaview golf club website are a must have on the new website, other than the features mentioned above?

Membership related information should be placed in a unique page on the new Seaview golf club website, according to both members. This information includes the membership application form, the list of membership benefits, along with details on the current membership options at the club. The course guide and the course scorecard should be incorporated onto the new Seaview golf club website. Details which relate to green fee rates should be clearly displayed, but they need to be alternatively placed within the visitor's page of the new website. The junior page is an important component of the new website, but it needs to be improved substantially in order to make it beneficial to both junior members and the junior convenor at the golf club. The current display of course and clubhouse images across the top of each page is seen as adequate for the new website, according to both of the members. The hotel's presence on the current website is regarded as not entirely relevant to members, but they still feel that this aspect shouldn't be disregarded on the new website. The detailed golf course description along with the recent history section are seen as important aspects of the website. To the contrary, the golf course history section needs to be expanded according to one of the senior male members at Seaview golf club.

What types of features aren't being delivered on the current Seaview golf club website that you feel should be incorporated onto the new website?

All club related news and results are distributed to members via email on a weekly basis. As a consequence, a club news and results page would provide an option to utilise an alternative method of distribution. If an email address was misplaced or mistyped, the affected individual could then access the website instead. The information displayed within the news and results page should directly replicate the emails which are distributed to members. One of the senior male members then mentioned the survey that I recently distributed to various stakeholders. The possibility of creating inter-club team pages was regarded as an interesting concept. They both mentioned how difficult it can be to organise matches around work schedules, along with other commitments which people have throughout the week. A dining page was then mentioned by the members. This page isn't entirely relevant from a golfing perspective, but they feel that it's a vital part of the golf club's social scene and for club dinners which take place throughout the year. Information relating to the clubhouse restaurant's opening hours was then discussed, along with the importance of showcasing the food and drinks restaurant menu within the dining page of the new club website.

Who is affected by these features not being available on the current Seaview golf club website and how will these features be beneficial?

A club news and results page would benefit all the members at the golf club, along with visitors who play open competitions at the club on an annual basis. The competition secretary will no longer be required to notify the club captains, in relation to the emails he intends to distribute to members. The amalgamation of emails on a weekly basis will no longer be of immediate concern. Introducing inter-club team pages is a concept the golf club is now planning to incorporate on the new website, according to the male members. The members themselves are affected by this feature not currently being available, alongside the team managers and the club's handicap secretary. The dining page will attract both golfers and non-golfers to the restaurant in the clubhouse. This new page isn't entirely relevant to junior members at the club, but visitors and restaurant staff will certainly benefit from its inclusion in the new Seaview golf club website.

What type of information do you feel is important to display within the visitors page of the new Seaview golf club website?

The course scorecard and the course guide should be transferred over from the current website. Green fee rates and society rates should be included, along with any special offers which exist for visitors during various seasons of the year. Information which relates to club pricing must be changed from the current pdf format into text, this should reduce the possibility of people becoming frustrated when they visit the website. The clubhouse dress code along with the golf course dress code are important elements to outline within the visitors page of the new website. The members then mentioned the importance of having clear links to all membership related information within the visitor's page, as this may encourage them to join the golf club. The final elements of the visitor's page relate to golf course images, along with golf course videos. These features should be vibrant and the course images should be slightly larger than before, according to these members. Contact information should be clearly visible within the visitor's page.

What could be implemented on the new website to attract male guests and new male members to Seaview golf club?

The ability of the golf club to attract new members through the current website has been poor in the past, according to these members. Membership information could be displayed on the home page of the new website to resolve this issue. This alternative strategy should reinforce the golf clubs willingness to consider membership applications from the public. Special offer green fee rates, either for weekdays or on the weekends, will always be the main attraction for visitors. Consequently, providing regular special offer updates, on preferably the home page of the new website, could be beneficial to the club. To the contrary, these members did mention the importance of having the membership benefits file on the new website. This document clearly outlines the benefits that are associated with joining the golf club. These benefits include ten percent off all drinks in the clubhouse bar, a ten euro continental breakfast in the local hotel every weekend, and even free games of golf in three Irish golf courses at any time throughout the year. A link to the membership application form should be provided on the home page of the new Seaview golf club website, as this may attract new people to the golf club. The membership menu must accompany this file since it clearly outlines each membership category at the golf club, along with each categories associated annual club joining fee.

If the new Seaview golf club website had inter-club team pages, which male teams should be contained within this section of the website and what functionality should these pages deliver?

The only male teams which compete in inter-club team matches in the golf club consist of the Barton cup, Brennan cup, and the junior cup teams respectively. These pages may need separate administrators. Each team manager must have total control over their inter-club team page on the website. A section for posting basic updates on team news, upcoming fixtures, and recent team results should be provided within each of these inter-club team pages. If members are required to log into the new website, access could be restricted to these pages, but this isn't a main priority for this aspect of the website according to the members. A separate section which allows team members to collaborate with one another would be highly beneficial. This aspect of the inter-club team page would allow team members to organise lifts to upcoming away matches, socialise with one another, and to notify the team manager if they're unavailable to attend a trial or an upcoming inter-club team match for Seaview golf club.

A google maps widget and a calendar widget could be used by the manager and team members to obtain directions to golf clubs and to set important team dates respectively. Links to various social media accounts should be provided within these pages, along with contact information for each respective team manager. The option for each team member to display their mobile phone number or email address could be contained within each of these inter-club team pages. Lastly, both of the male members outlined the importance of having restrictions set for posting information in certain sections of these pages. The team managers themselves should be given the most control within these different inter-club team pages, along with perhaps the assistant manager and the team captain if it's deemed appropriate by the team manager himself.

Interview Two:

Participants:

Two senior female members.

Interview Questions & Answers:

How often would you visit the current Seaview golf club website? What is your primary reason for visiting the website?

The two senior female members said that they use the current Seaview golf club website on a weekly basis. They mostly utilise the brs tee time booking system on the website. They use this system to book times in competitions, to reserve tee times for casual games, and to claim a slot for friends in open competitions. The lady members, similarly to the male members, highly rate the new brs tee time booking system on the Seaview golf club website. The lady members then mentioned that they regularly print out the course guide, which describes each hole on the golf course, during various open competitions throughout the year. This document is often handed out to visitors by lady members during open competitions, which predominantly take place during the summer months.

What features would you utilise the most on the current Seaview golf club website? Do these features need to be improved in any way?

The visitor's page of the new website is very important according to these lady members. The current tee time booking system is working very well and is easy to navigate. To the contrary, aspects which relate to visitors who are often close friends to lady members at the club are missing on the current Seaview website. Information which relates to the clubhouse dress code and course dress code are non-existent on the current website. Visitors are often bewildered by the type of clothing which is deemed acceptable, both in the clubhouse and on the course. The ladies then mentioned that they use the hotel section of the website on a frequent basis. They book rooms in the hotel and reserve spa treatments in this part of the current website. Consequently, having links to these aspects of the hotel's website will be required on the new Seaview golf club website.

Which features on the current Seaview golf club website are a must have on the new website, other than the features mentioned above?

The junior section of the current website is very poor and new features need to be added, according to these members. The membership section of the website is a vital revenue stream for the club. Consequently, new information must be constantly added and kept up-to-date in order to encourage new people to join the golf club. The current number of lady members is only about sixty people according to these members, which they regard as extremely low compared to other clubs in the local vicinity. They then discussed the course guide, the course scorecard, along with the importance of clearly outlining green fee rates on the visitor's page of the new Seaview website. They explained how important it is to showcase bright and attractive course images on the new golf club website. A combination of these factors should increase the membership capacity at the golf club, and simultaneously encourage new visitors to play the golf course.

What types of features aren't being delivered on the current Seaview golf club website that you feel should be incorporated onto the new website?

A dining page would be beneficial on the new Seaview golf club website, as no information relating to opening hours or even the food menu is available to view online. Visitors in particular might become more inclined to visit the restaurant after playing golf, if this dining page was introduced onto the new website. Club news and results aren't available online, as they are alternatively distributed to members via email on a weekly basis throughout the year. These lady members believe that a club related news and results page would be a useful addition to the new club website. One of the female members has a son, who is currently a junior member at the club. Consequently, she feels that the current junior page is totally inadequate. The junior page should include news, results, and golfer of the year standings, along with perhaps coaching session details. Inter-club team pages aren't a main priority for female members, since few teams even exist for female members at the golf club. The membership page on the current website is adequate according to these members, only minor adjustments may need to be incorporated. These include converting pdf files into text, since downloading files can be frustrating for some people. These female members also feel that membership details should be displayed on the home page of the new website.

Who is affected by these features not being available on the current Seaview golf club website and how will these features be beneficial?

Club members and visitors would benefit from a dining page being added to the new Seaview golf club website. In relation to the club news and results page, every category of member would benefit from this page. Visitors would also be able to view open competition results in this section of the website. The junior page on the current website has been neglected in the past by the golf club, but the introduction of this new junior page would benefit both junior members and their parents. Juniors will be able to keep up-to-date with recent junior related news and results, along with perhaps viewing golfer of the year standings. One of the female members believes that her son would love these types of features, as would most junior golfers at the club. The membership page would mainly affect the public and the quantity of information made available to them. The membership menu and the list of membership benefits should encourage new people to join the club. The membership application form should be displayed within this page as well. To the contrary, the golf club will benefit in terms of a revenue increase by making this page highly informative to the golfing public.

What type of information do you feel is important to display within the visitors page of the new Seaview golf club website?

The course dress code and the clubhouse dress code are important to display in the visitors page, especially for female visitors. The two female members believe that the course guide and the course scorecard should be incorporated into this page as well. A clear link to the brs tee time booking system should be available in this part of the website. An outline of upcoming female competitions should be available to explore in this section of the website. Regular green fee rates along with special offer rates should be clearly visible in the visitor's page. A google maps area which outlines directions to the club is used by local golf clubs, these female members believe that this feature is a necessity on the new website.

What could be implemented on the new website to attract female guests and new female members to Seaview golf club?

The visitor's page of the new Seaview golf club website has to be substantially more informative than it is currently, according to these two female members. Providing frequent updates on green fee rates, golfing society rates, and golf club special offers, will certainly benefit the visitors. To the contrary, the current website has most of the information that's necessary to attract new members to the golf club. They mentioned the possibility of introducing membership related information on the new home page. According to these two female members this new strategy could increase the current membership capacity at the club, across all membership categories. The dining page could attract golfing societies to the golf club, since they thrive on making their days out enjoyable for every person that's involved. The clubhouse restaurant provides great food options for large groups of golfers, the golf club could attract more people by showcasing more than just the golf course itself. The hotel and the restaurant should provide an additional incentive for families looking for an enjoyable holiday. Providing a detailed list of golf club open competitions should encourage more visitors to play the course on an annual basis, according to these two female members.

If the new Seaview golf club website had inter-club team pages, which female teams should be contained within this section of the website and what functionality should these pages deliver?

One female team is formulated on an annual basis for matches against local golf clubs across Wexford, according to these members. These annual matches are social and friendly compared to the men's teams who are extremely competitive. Despite the friendly nature of these matches, an inter-club team page might be helpful to this female team. A section which outlines upcoming matches would be beneficial on this page. Contact information for each team member is usually difficult to capture, this task can often frustrate the manager. Consequently, a section which allows team members to divulge their contact details, such as mobile numbers or their email addresses would be extremely helpful. Some female members in the golf club don't drive a car. As a consequence, these ladies think a section which allows people to collaborate and organise lifts would be useful. Finally, a section which provides directions to golf clubs in the local vicinity would be helpful to members whom are unfamiliar with the location of certain golf courses. The team manager should be given total control over this inter-club team page, along with perhaps the competition secretary and her assistant manager. Female members enjoy socialising and they remain in touch during the off-season. Therefore, this new page should allow all female members in the golf club to exchange messages with one another and within a group chat environment as well, if that's possible to implement.

Interview Three:

Participants:

- 1) Junior captain.
- 2) Junior convenor.

Interview Questions & Answers:

Do junior members at Seaview golf club use the current website? If yes, what features do they use on the website?

The junior captain believes that very few junior members at the club utilise the current Seaview golf club website. The current junior page only contains a link to the junior Facebook page, which is controlled by the junior convenor. The new brs tee time booking system can't be used by junior members at the golf club, so a separate system called keep & share is being used by juniors instead. The course guide is rarely used by junior members. Consequently, few features on the current Seaview golf club website are relevant to junior members at the golf club. Other features such as the gallery of course images and the hotel booking system are never used by juniors, according to the club's junior captain.

What types of features could be implemented on the new Seaview golf club website that would benefit junior members at the golf club?

The junior captain outlined a wide variety of implementable features for the new website. The junior page should contain junior related news and results. Golfer of the year standings should also be published onto this page, according to the junior captain. The keep & share booking system should be made available to access within the new junior page. A section which allows the junior coaching staff to communicate with junior members at the club could be highly beneficial to both parties. The current booking system that's used to organise golf lessons during the summer months must also be accessible within this page. Lastly, the junior fixture list should be added to the junior page on the new club website.

Are there any features that could be incorporated onto the new Seaview golf club website that would assist you with your role as junior convenor?

The keep & share tee time booking system is very difficult to access online. The junior convenor and the golf director regularly receive phone calls, with juniors requesting to book a tee time in an upcoming competition. Junior members often forget how to access the system, or misplace their passwords on a regular basis. Consequently, the new junior page must contain this tee time booking system, along with a help manual for any people who are having difficulties. This should reduce the number of junior members forgetting their passwords on an annual basis, since they can save their passwords onto the Seaview golf club website instead. The golfer of the year standings are currently being posted onto the junior Facebook page. A section which allows the junior convenor to update these standings on the new website would be really helpful, according to the junior convenor at Seaview golf club. Contact information should be available within the new junior page. The email address or mobile number of the junior convenor should be accessible to junior members at the golf club, along with contact details for the pro shop and the club's coaching staff respectively.

Are there any difficult tasks as junior convenor at the golf club? If yes, is there any alternative options that could be utilised on the new website to simplify these types of tasks for you?

The junior convenor mentioned how difficult it is to organise lifts to inter-club away matches. These types of junior fixtures require numerous parents to bring junior members to various golf clubs across Wexford. A section in the website which allows parents to volunteer would be helpful. Last summer some parents were forced to give two lifts to the same golf course, which is extremely unfair. Consequently, the junior convenor doesn't want this to be a regular occurrence and this responsibility must be shared equally by all parents moving forward.

Is the current brs tee time booking system relevant to junior members? If not, what alternative options are available to utilise on the new junior page?

The junior captain referred to the conversation we held at the beginning of the interview, when we discussed the tee time booking system that's being used by juniors at the club. The brs tee time booking system can't be utilised by junior members at Seaview golf club. As a consequence, a website known as keep & share is being utilised by the junior members instead. This system should be incorporated into the junior page on the new website, according to the junior captain at Seaview golf club. The junior convenor is satisfied with the booking system that's being used by junior members at the golf club. Consequently, he feels that this system should be placed within the new websites junior page.

What social media accounts should be incorporated onto the junior page of the new Seaview golf club website?

The junior convenor posts junior related news and results on the junior Facebook page, along with golfer of the year standings, on a weekly basis throughout the summer months. Both the junior captain and the junior convenor believe that this page is a vital resource for junior members at Seaview golf club. The golfnet Facebook page is highly informative for junior golfers. Therefore, the new junior page should include a link to the golfnet page as well. The men's Facebook page should also be made available to all junior members at Seaview golf club.

Interview Conclusions:

The three interviews were very informative and a vast amount of requirements were obtained from various stakeholders. The senior male and female members expressed their satisfaction with the current brs tee time booking system. The male members feel that a unique page for membership information is required on the new Seaview golf club website. This page should include the membership application form, the membership benefits file, along with details on membership options at the club. The male members stated that the junior page needs to be improved on the new website. The junior page should include news, results, and golfer of the year standings, according to the senior male members. A news and results page should also be incorporated on the new website for senior members at the golf club. The information displayed within this page should replicate the emails which are distributed to members on a weekly basis throughout the year.

The two senior male members want to introduce inter-club team pages for the Barton cup, junior cup and Brennan cup teams respectively. A section for posting panel selections, listing team fixtures, and outlining team results, should be contained within each of the inter-club team pages. A feature which allows the panel to collaborate with one another would be beneficial. This type of feature would allow people to organise lifts to upcoming away matches, socialise with each other, and it could be used to notify the manager of people's availability.

A dining page has been approved by the senior male members at the golf club. This page will outline opening hours, along with the clubhouse restaurant's food and drinks menu. The visitor's page should include the course scorecard, course guide, green fee rates, and society rates. The pricing should be converted from the pdf format into a pure text format on the new website, according to the male members. The clubhouse dress code and the golf course dress code should be displayed within the visitor's page of the new website. The visitor's page should have course images and videos to attract people to the golf club. Details relating to green fee special offers should be showcased on the home page of the new website. A link to the membership application form should be clearly outlined within the home page as well, according to the two senior male members.

The senior female members frequently use the brs tee time booking system on the current Seaview golf club website. Female members utilise the hotel section of the website more frequently than male members. Consequently, having links to hotel aspects of the website is a necessity for lady members at the golf club. The senior female members believe that the junior page must be substantially improved on the new club website. The visitor's page should display the course scorecard, course guide, green fee rates, and society special offers, according to the senior female members. The visitor's page should also outline dress codes, both for the golf course and in the clubhouse, according to the male and female members respectively. The female members were adamant about a dining page being delivered on the new website. In comparison to the senior male member responses, the female members want the food and drink menu along with the clubhouse restaurant's opening hours to be showcased on the new dining page.

The two senior female members believe that a news and results page would be a great addition to the new Seaview golf club website. The new junior page must showcase the golfer of the year standings, all club related news, recent results, along with listing upcoming coaching sessions. The female members weren't as enthusiastic about the inter-club team pages, but they still believe it would be useful in the future. A section which displays upcoming matches, along with their respective locations, should also be accessible within this page. The two female members also want to introduce membership related information on the home page of the new website. They mentioned that a google maps widget is being used by local golf clubs to provide directions on their websites. Consequently, they believe that this feature should be incorporated onto their club's website.

The junior members at Seaview golf club don't use the brs tee time booking system. They alternatively utilise a website known as keep & share. The junior captain provided similar answers, when compared to both the senior male and female members respectively. The junior page should contain news and results along with golfer of the year standings, according to the junior captain at the golf club. The junior convenor believes the keep & share booking system should be incorporated into the junior page for convenience purposes. This section of the website should also provide a help manual for people who are experiencing difficulties. Contact information should be available within the junior page of the new website. The email address or mobile number of the junior convenor should be accessible to juniors, according to the junior captain at Seaview golf club.

A section on the new website which allows parents to volunteer lifts for junior inter-club away matches would be helpful, according to the junior convenor at the golf club. The junior convenor also believes that the current keep & share tee time booking system should be accessible on the junior page. The junior captain and the junior convenor want the junior Facebook page to be accessible in a similar way to the current Seaview golf club website. The junior convenor also requested that both the golfnet Facebook page and the Seaview golf club men's Facebook page, are to be accessible within the junior page. These pages are seen as relevant and informative to both student and junior members.

The three interviews delivered some valuable requirements for the new Seaview golf club website. The junior page will be improved using the recommendations which were made by stakeholders throughout these interviews. Inter-club team pages will be incorporated onto the website, as a result of the positive feedback that I received during the interviews. A news and results page will be installed for senior members at the golf club. The membership page will include a variety of resources such as the membership application form, the membership benefits list, along with an outline of membership options at the golf club. Membership information will be included on the home page of the new website to attract new people to Seaview golf club. These are the primary requirements that I gathered throughout the three elicitation interviews. The next phase of this project is to finalise the new website's ideal layout and design. This will be accomplished using prototyping and the requirements workshop techniques respectively.

3.1.4. Prototyping

Prototype Version One:

Home Page:

Seaview Golf Club	
Home Members Juniors Visitors Booking Inter-Club Teams News & Results Dining Contact Gallery	
Course Logo	
<p>Golf Course Image</p>	
<p>Welcome to Seaview Golf Club</p>	
<p>Seaview Golf Club: Introduction & Brief History Section</p>	<p>Contact Information: Pro Shop</p>
<p>Membership Information: Current Options & Special Offers Membership Page Link</p>	<p>Contact Information: Hotel Reception</p>
	<p>Green Fee Special Offers</p>

Member Page:

Seaview Golf Club	
Home Members Juniors Visitors Booking Inter-Club Teams News & Results Dining Contact Gallery	
Course Logo	
<p>Golf Course Image</p>	
<p>Tee Time Booking System Course Scorecard Course Guide Hotel Website</p>	
<p>Competition Fixture List</p>	<p>Contact Information: Pro Shop</p>
<p>Senior Member Golfer Of The Year Standings</p>	<p>Member Special: Green Fee Rates</p>
<p>Social Media Account Links</p>	

Junior Page:

Seaview Golf Club

Home Members [Juniors](#) Visitors Booking Inter-Club Teams News & Results Dining Contact Gallery

Course Logo

Junior Section Image

Junior Booking System Course Scorecard Course Guide Junior Application Form

Junior News, Fixtures & Results Post Heading

Junior News, Fixtures & Results Post

Junior News, Fixtures & Results Post Heading

Junior News, Fixtures & Results Post

Contact Information :
Junior Convenor

Junior Member
Golfer Of The Year
Standings

Social Media Account Links

Junior Tee Time Booking System Page:

Seaview Golf Club

Home Members [Juniors](#) Visitors Booking Inter-Club Teams News & Results Dining Contact Gallery

Course Logo

Junior Section Image

Junior Keep & Share Tee Time Booking System :

Junior Members Login

Junior Visitors Login

Help Documents & Videos

Visitor Page:

Seaview Golf Club			
Home Members Juniors Visitors Booking Inter-Club Teams News & Results Dining Contact Gallery			
Course Logo			
Golf Course Image			
Tee Time Booking System	Course Scorecard	Course Guide	Membership Page
Open Competitions List		Contact Information : Pro Shop	
Clubhouse Dress Code Information		Green Fee Rates	
Course Dress Code Information		Golfing Society Rates	
		Special Offer Rates	

Membership Page:

Seaview Golf Club		
Home Members Juniors Visitors Booking Inter-Club Teams News & Results Dining Contact Gallery		
Course Logo		
Golf Course Image		
Membership Application Form	Membership Page	Contact Page
Membership Price Menu		Contact Information : Pro Shop
Membership Benefits List		

Course Scorecard Page:

<h2>Seaview Golf Club</h2>	
Home Members Juniors Visitors Booking Inter-Club Teams News & Results Dining Contact Gallery	
Course Logo	
<h3>Golf Course Image</h3>	
<h3>Course Scorecard</h3>	
<div style="border: 1px solid black; padding: 20px;"><h2 style="color: red;">Golf Course Scorecard : Visual Display</h2></div>	

Course Guide Page:

<h2>Seaview Golf Club</h2>	
Home Members Juniors Visitors Booking Inter-Club Teams News & Results Dining Contact Gallery	
Course Logo	
<h3>Golf Course Image</h3>	
<h3>Course Guide</h3>	
<div style="border: 1px solid black; padding: 20px;"><h2 style="color: red;">Golf Course Guide : Hole by Hole Textual Descriptions</h2></div>	

Members & Visitors Tee Time Booking System Page:

Seaview Golf Club

Home Members Juniors Visitors **Booking** Inter-Club Teams News & Results Dining Contact Gallery

Course Logo

Golf Course Image

BRS Tee Time Booking System :

Members Login

Visitors Login

Help Documents & Videos

Inter-Club Teams Home Page:

Seaview Golf Club

Home Members Juniors Visitors Booking **Inter-Club Teams** News & Results Dining Contact Gallery

Course Logo

Golf Course Image

Brennan Cup Barton Cup Junior Cup Ladies Team

Team Manager List

Google Maps :
Obtain Golf Course Directions

Calendar :
Displays All Inter-Club Team
Fixtures & Results

Brennan Cup Team Page:

Seaview Golf Club	
Home Members Juniors Visitors Booking Inter-Club Teams News & Results Dining Contact Gallery	
Course Logo	
Brennan Cup Team Image	
Brennan Cup Barton Cup Junior Cup	
Team Manager Details	Brennan Cup Team Posts <ul style="list-style-type: none"> ➤ Squad Selections ➤ Team Related News ➤ Upcoming Team Fixtures ➤ Recent Team Results
Squad Member Details	

Barton Cup Team Page:

Seaview Golf Club	
Home Members Juniors Visitors Booking Inter-Club Teams News & Results Dining Contact Gallery	
Course Logo	
Barton Cup Team Image	
Brennan Cup Barton Cup Junior Cup	
Team Manager Details	Barton Cup Team Posts <ul style="list-style-type: none"> ➤ Squad Selections ➤ Team Related News ➤ Upcoming Team Fixtures ➤ Recent Team Results
Squad Member Details	

Junior Cup Team Page:

Seaview Golf Club

[Home](#) [Members](#) [Juniors](#) [Visitors](#) [Booking](#) [Inter-Club Teams](#) [News & Results](#) [Dining](#) [Contact](#) [Gallery](#)

Course Logo

Junior Cup Team Image

Brennan Cup Barton Cup Junior Cup

Team Manager Details

Junior Cup Team Posts

- Squad Selections
- Team Related News
- Upcoming Team Fixtures
- Recent Team Results

Squad Member Details

Ladies Team Page:

Seaview Golf Club

[Home](#) [Members](#) [Juniors](#) [Visitors](#) [Booking](#) [Inter-Club Teams](#) [News & Results](#) [Dining](#) [Contact](#) [Gallery](#)

Course Logo

Ladies Team Image

Ladies Team

Team Manager Details

Ladies Team Posts

- Squad Selections
- Team Related News
- Upcoming Team Fixtures
- Recent Team Results

Squad Member Details

Chat Environment For All Lady Members

News & Results Page:

Seaview Golf Club	
Home Members Juniors Visitors Booking Inter-Club Teams News & Results Dining Contact Gallery	
Course Logo	
Golf Course Image	
<p>News & Results Post Heading</p> <p style="text-align: center;">News & Results Post</p> <p>News & Results Post Heading</p> <p style="text-align: center;">News & Results Post</p> <p>News & Results Post Heading</p> <p style="text-align: center;">News & Results Post</p>	<p>Contact Information: Pro Shop</p>

Dining Page:

Seaview Golf Club		
Home Members Juniors Visitors Booking Inter-Club Teams News & Results Dining Contact Gallery		
Course Logo		
Clubhouse Restaurant & Bar Image		
Golf Course Directions	Restaurant Menu	Hotel Website
<p style="text-align: center;">About Section: Italian Themed Restaurant</p>		<p style="text-align: center;">Contact Information: Bar</p>
<p style="text-align: center;">Clubhouse Restaurant and Bar: Opening Hours</p>		<p style="text-align: center;">Contact Information: Hotel Reception</p>

Restaurant Menu Page:

Seaview Golf Club
Home Members Juniors Visitors Booking Inter-Club Teams News & Results Dining Contact Gallery
Course Logo
Clubhouse Restaurant & Bar Image
Restaurant Menu
<div style="border: 1px solid black; padding: 20px; width: fit-content; margin: 0 auto;"> <p style="text-align: center;">Restaurant Food & Drink Menu : Visual Display</p> </div>

Contact Page:

Seaview Golf Club	
Home Members Juniors Visitors Booking Inter-Club Teams News & Results Dining Contact Gallery	
Course Logo	
Golf Course Image	
<div style="border: 1px solid black; padding: 20px; width: fit-content; margin: 0 auto;"> <p style="text-align: center;">Google Maps : Displays The Location Of The Golf Course</p> </div>	
<div style="border: 1px solid black; padding: 10px; width: fit-content; margin: 0 auto;"> <p style="text-align: center;">Contact Details : Pro shop Clubhouse Restaurant & Bar</p> </div>	<div style="border: 1px solid black; padding: 10px; width: fit-content; margin: 0 auto;"> <p style="text-align: center;">Contact Form : Sent To The Director of Golf</p> </div>

Gallery Page:**Prototype (Version One) Conclusion:**

This prototype was developed using the results of three elicitation techniques. These consisted of a survey, brainstorming session, and three interviews, which took place with a variety of stakeholders. This prototype will be used as part of the requirements workshop, where it will be critiqued by stakeholders. Upon the completion of the requirements workshop, the design, layout, along with the features within the prototype will be modified to match stakeholder preferences.

After analysing the results of the survey, I developed the layout of the pages based on the preferences of stakeholders. 70% of the respondents chose the option to have a course image within each of the pages. 87% agreed that they would utilise a news and results page on the new Seaview golf club website. 61% of the respondents believed that they would use inter-club team pages. These facts contributed toward this design and these features being incorporated into the first prototype of the new Seaview golf club website.

The prototype of the new Seaview golf club website contains nineteen pages. These pages intend to complement each stakeholder's needs. For example, the member's page should reflect the anticipations of male and female members at Seaview golf club. To the contrary, the visitor's page should satisfy the needs of predominantly visitors to the golf club. Whereas the dining page in the website intends to attract both members and visitors to Seaview golf club's restaurant and bar area. The inter-club team pages are a unique new concept for the golf club. These pages relate to both male and female members at Seaview golf club.

Prototype Version Two:**Home Page:**

Seaview Golf Club	
Home Members Juniors Visitors Booking Inter-Club Teams News & Results Dining Contact Gallery	
<div style="border: 1px solid purple; padding: 5px; display: inline-block;">Course Logo</div>	
<h2 style="color: green;">Golf Course Image</h2>	
<h3>Welcome to Seaview Golf Club</h3>	
Weather Link	
<div style="border: 1px solid blue; padding: 10px; margin-bottom: 10px;"> <p style="color: red; text-align: center;">Seaview Golf Club : Introduction & Brief History Section</p> <p style="text-align: center;">Contact Page Link Gallery Page Link</p> </div> <div style="border: 1px solid blue; padding: 10px;"> <p style="color: red; text-align: center;">Membership Information : Current Options, Benefits List & Special Offers</p> <p style="text-align: center;">Membership Page Link</p> </div>	<div style="border: 1px solid blue; padding: 10px; margin-bottom: 10px;"> <p style="color: red; text-align: center;">Contact Information : Pro Shop</p> </div> <div style="border: 1px solid blue; padding: 10px; margin-bottom: 10px;"> <p style="color: red; text-align: center;">Contact Information : Hotel Reception Hotel Website Link</p> </div> <div style="border: 1px solid blue; padding: 10px;"> <p style="color: red; text-align: center;">Green Fee Special Offers</p> </div>

Member Page:

Seaview Golf Club	
Home Members Juniors Visitors Booking Inter-Club Teams News & Results Dining Contact Gallery	
<div style="border: 1px solid purple; padding: 5px; display: inline-block;">Course Logo</div>	
<h2 style="color: green;">Golf Course Image</h2>	
Tee Time Booking System Course Scorecard Course Guide Hotel Website	
<div style="border: 1px solid blue; padding: 10px; margin-bottom: 10px;"> <p style="color: red; text-align: center;">Competition Fixture List</p> </div> <div style="background-color: #FFD700; border: 1px solid blue; padding: 10px;"> <p style="color: red; text-align: center;">Senior Member Golfer Of The Year Standings</p> </div>	<div style="border: 1px solid blue; padding: 10px; margin-bottom: 10px;"> <p style="color: red; text-align: center;">Contact Information : Pro Shop</p> </div> <div style="border: 1px solid blue; padding: 10px;"> <p style="color: red; text-align: center;">Member Special : Green Fee Rates</p> </div>
<div style="border: 1px solid purple; padding: 5px; display: inline-block;">Social Media Account Links</div>	<div style="border: 1px solid purple; padding: 5px; display: inline-block;">R&A Rules Quiz Links</div>

Junior Page:

Seaview Golf Club			
Home Members Juniors Visitors Booking Inter-Club Teams News & Results Dining Contact Gallery			
Course Logo			
Junior Section Image			
Junior Booking System	Course Scorecard	Course Guide	Junior Application Form
Junior News, Fixtures & Results Post Heading		Contact Information : Junior Convenor	
Junior News, Fixtures & Results Post			
Junior Match play Fixtures & Results Post Heading		Junior Member Golfer Of The Year Standings	
Junior Match play Fixtures & Results Post			
Junior Coaching Session Post Heading			
Junior Coaching Location, Date & Time Post			
Social Media Account Links		R&A Rules Quiz Links	

Junior Tee Time Booking System Page:

Seaview Golf Club			
Home Members Juniors Visitors Booking Inter-Club Teams News & Results Dining Contact Gallery			
Course Logo			
Junior Section Image			
Junior Keep & Share Tee Time Booking System :			
Junior Members Login			
Junior Visitors Login			
Help Documents & Videos			

Visitor Page:

Seaview Golf Club	
Home Members Juniors Visitors Booking Inter-Club Teams News & Results Dining Contact Gallery	
<div style="border: 1px solid black; padding: 2px; display: inline-block;">Course Logo</div>	
<h2>Golf Course Image</h2>	
Tee Time Booking System Course Scorecard Course Guide Membership Page	
<div style="border: 1px solid black; padding: 5px; margin-bottom: 5px;"> Open Competitions List & Recent Open Competition Results </div> <div style="border: 1px solid black; padding: 5px; margin-bottom: 5px;"> Clubhouse Dress Code Information </div> <div style="border: 1px solid black; padding: 5px;"> Course Dress Code Information </div>	<div style="border: 1px solid black; padding: 5px; margin-bottom: 5px;"> Contact Information : Pro Shop </div> <div style="border: 1px solid black; padding: 5px; margin-bottom: 5px;"> Green Fee Rates </div> <div style="border: 1px solid black; padding: 5px; margin-bottom: 5px;"> Golfing Society Rates </div> <div style="border: 1px solid black; padding: 5px;"> Special Offer Rates </div>

Membership Page:

Seaview Golf Club	
Home Members Juniors Visitors Booking Inter-Club Teams News & Results Dining Contact Gallery	
<div style="border: 1px solid black; padding: 2px; display: inline-block;">Course Logo</div>	
<h2>Golf Course Image</h2>	
Membership Application Form Membership Page Contact Page	
<div style="border: 1px solid black; padding: 5px; margin-bottom: 5px;"> Membership Price Menu </div> <div style="border: 1px solid black; padding: 5px; margin-bottom: 5px;"> Membership Benefits List </div> <div style="border: 1px solid black; padding: 5px;"> Membership Special Offers </div>	<div style="border: 1px solid black; padding: 5px;"> Contact Information : Pro Shop </div>

Course Scorecard Page:

<h2>Seaview Golf Club</h2>	
Home Members Juniors Visitors Booking Inter-Club Teams News & Results Dining Contact Gallery	
<div style="border: 1px solid purple; padding: 5px; display: inline-block;">Course Logo</div>	
<h3>Golf Course Image</h3>	
<h4>Course Scorecard</h4>	
<div style="border: 1px solid blue; padding: 20px; width: fit-content; margin: auto;"><h3 style="color: red;">Golf Course Scorecard : Visual Display</h3></div>	

Course Guide Page:

<h2>Seaview Golf Club</h2>	
Home Members Juniors Visitors Booking Inter-Club Teams News & Results Dining Contact Gallery	
<div style="border: 1px solid purple; padding: 5px; display: inline-block;">Course Logo</div>	
<h3>Golf Course Image</h3>	
<h4>Course Guide</h4>	
<div style="border: 1px solid blue; padding: 20px; width: fit-content; margin: auto;"><h3 style="color: red;">Golf Course Guide : Hole by Hole Textual Descriptions</h3></div>	

Members & Visitors Tee Time Booking System Page:

Seaview Golf Club

Home Members Juniors Visitors **Booking** Inter-Club Teams News & Results Dining Contact Gallery

Course Logo

Golf Course Image

BRS Tee Time Booking System :

Members Login

Visitors Login

Help Documents & Videos

Inter-Club Teams Home Page:

Seaview Golf Club

Home Members Juniors Visitors Booking **Inter-Club Teams** News & Results Dining Contact Gallery

Course Logo

Golf Course Image

Brennan Cup Barton Cup Junior Cup Ladies Team

Team Manager List

Google Maps :
Obtain Golf Course Directions

Calendar :
Displays All Inter-Club Team
Fixtures & Results

Brennan Cup Team Page:

Seaview Golf Club	
Home Members Juniors Visitors Booking Inter-Club Teams News & Results Dining Contact Gallery	
Course Logo	
Brennan Cup Team Image	
Brennan Cup Barton Cup Junior Cup Ladies Team	
Team Manager Details	Brennan Cup Team Posts <ul style="list-style-type: none"> ➤ Squad Selections ➤ Team Related News ➤ Upcoming Team Fixtures ➤ Recent Team Results
Squad Member Details	

Barton Cup Team Page:

Seaview Golf Club	
Home Members Juniors Visitors Booking Inter-Club Teams News & Results Dining Contact Gallery	
Course Logo	
Barton Cup Team Image	
Brennan Cup Barton Cup Junior Cup Ladies Team	
Team Manager Details	Barton Cup Team Posts <ul style="list-style-type: none"> ➤ Squad Selections ➤ Team Related News ➤ Upcoming Team Fixtures ➤ Recent Team Results
Squad Member Details	

Junior Cup Team Page:

Seaview Golf Club	
Home Members Juniors Visitors Booking Inter-Club Teams News & Results Dining Contact Gallery	
Course Logo	
Junior Cup Team Image	
Brennan Cup Barton Cup Junior Cup Ladies Team	
Team Manager Details	Junior Cup Team Posts
Squad Member Details	<ul style="list-style-type: none"> ➤ Squad Selections ➤ Team Related News ➤ Upcoming Team Fixtures ➤ Recent Team Results

Ladies Team Page:

Seaview Golf Club	
Home Members Juniors Visitors Booking Inter-Club Teams News & Results Dining Contact Gallery	
Course Logo	
Ladies Team Image	
Brennan Cup Barton Cup Junior Cup Ladies Team	
Team Manager Details	Ladies Team Posts
Squad Member Details	<ul style="list-style-type: none"> ➤ Squad Selections ➤ Team Related News ➤ Upcoming Team Fixtures ➤ Recent Team Results
	Chat Environment For All Lady Members

News & Results Page:

Seaview Golf Club	
Home Members Juniors Visitors Booking Inter-Club Teams News & Results Dining Contact Gallery	
Course Logo	
Golf Course Image	
News & Results Post Heading News & Results Post	Contact Information: Pro Shop
News & Results Post Heading News & Results Post	
News & Results Post Heading News & Results Post	

Dining Page:

Seaview Golf Club		
Home Members Juniors Visitors Booking Inter-Club Teams News & Results Dining Contact Gallery		
Course Logo		
Clubhouse Restaurant & Bar Image		
Golf Course Directions	Restaurant Menu	Hotel Website
About Section: Italian Themed Restaurant		Contact Information: Bar
Clubhouse Restaurant and Bar: Opening Hours		Contact Information: Hotel Reception

Restaurant Menu Page:

Seaview Golf Club	
Home Members Juniors Visitors Booking Inter-Club Teams News & Results Dining Contact Gallery	
<div style="border: 1px solid purple; padding: 5px; display: inline-block;">Course Logo</div>	
Clubhouse Restaurant & Bar Image	
Restaurant Menu	
<div style="border: 1px solid blue; padding: 20px; width: fit-content; margin: auto;"> <p style="color: red; font-weight: bold; text-align: center;">Restaurant Food & Drink Menu : Visual Display</p> </div>	

Contact Page:

Seaview Golf Club	
Home Members Juniors Visitors Booking Inter-Club Teams News & Results Dining Contact Gallery	
<div style="border: 1px solid purple; padding: 5px; display: inline-block;">Course Logo</div>	
Golf Course Image	
<div style="border: 1px solid blue; padding: 20px; width: fit-content; margin: auto;"> <p style="color: red; font-weight: bold; text-align: center;">Google Maps : Displays The Location Of The Golf Course</p> </div>	
<div style="border: 1px solid blue; padding: 10px; width: fit-content; margin: auto;"> <p style="color: blue; font-weight: bold; text-align: center;">Contact Details: Pro shop Clubhouse Restaurant & Bar</p> </div>	<div style="border: 1px solid blue; padding: 10px; width: fit-content; margin: auto;"> <p style="color: gold; font-weight: bold; text-align: center;">Contact Form : Sent To The Director of Golf</p> </div>

Gallery Page:**Prototype (Version Two) Conclusion:**

This prototype was developed after the requirements workshop took place on the 26th February 2016. A number of alterations have been made to the first prototype of the Seaview golf club website. The home page will now include a weather link, to check the forecast in local proximity to the club. A link to the local hotel's website will be displayed below the hotel's contact information. The introduction and course history sections will contain links to the contact page and the gallery page respectively. Lastly, the membership section on the home page will list all the benefits that are associated with joining Seaview golf club.

The pages for juniors and members will have links to the randa rules quizzes on the new website. The junior page may also showcase match play fixtures and results, along with junior coaching session details throughout the year. In the open competitions list on the visitor's page, recent open competition results will also be displayed in this section. The membership page will contain special offer rates below the membership benefits list in the next prototype. The navigational menu in the Brennan cup, Barton cup, and the junior cup team pages will display a link to the ladies inter-club team page in the new Seaview golf club website.

The course logo will overlap the images across the top of each page on the new website. Other than this minor alteration to the first prototype, the stakeholders at the requirements workshop seemed satisfied with the design and layout of the new Seaview golf club website. Pages such as the tee time booking system page will remain unchanged. This is due to the positive feedback that I received when I conducted other elicitation sessions with various project stakeholders.

3.1.5. Requirements Workshop

This requirements gathering and validation workshop took place with one senior male member, one senior female member, the junior captain, and one regular visitor to Seaview golf club. After exploring the pages within the first prototype, these stakeholders made the following comments and recommendations to the business analyst. These proposed changes will be incorporated into the second prototype version of the new Seaview golf club website.

The stakeholders at the workshop were collectively satisfied with the design and layout of the first prototype. They mentioned a variety of additional features that should be included in the next version of the prototype, and ideally on the new Seaview golf club website. The senior female member outlined the possibility of introducing a weather page. This could be a primary link on the main menu of the new website, which redirects to an external website such as accuweather or RTE weather. The senior female member uses this feature in the other golf club she's a member of called old conna golf club. The male member requested that a link to the royal and ancient (randa) rules quizzes should be displayed in the member's page and the junior's page of the new Seaview golf club website.

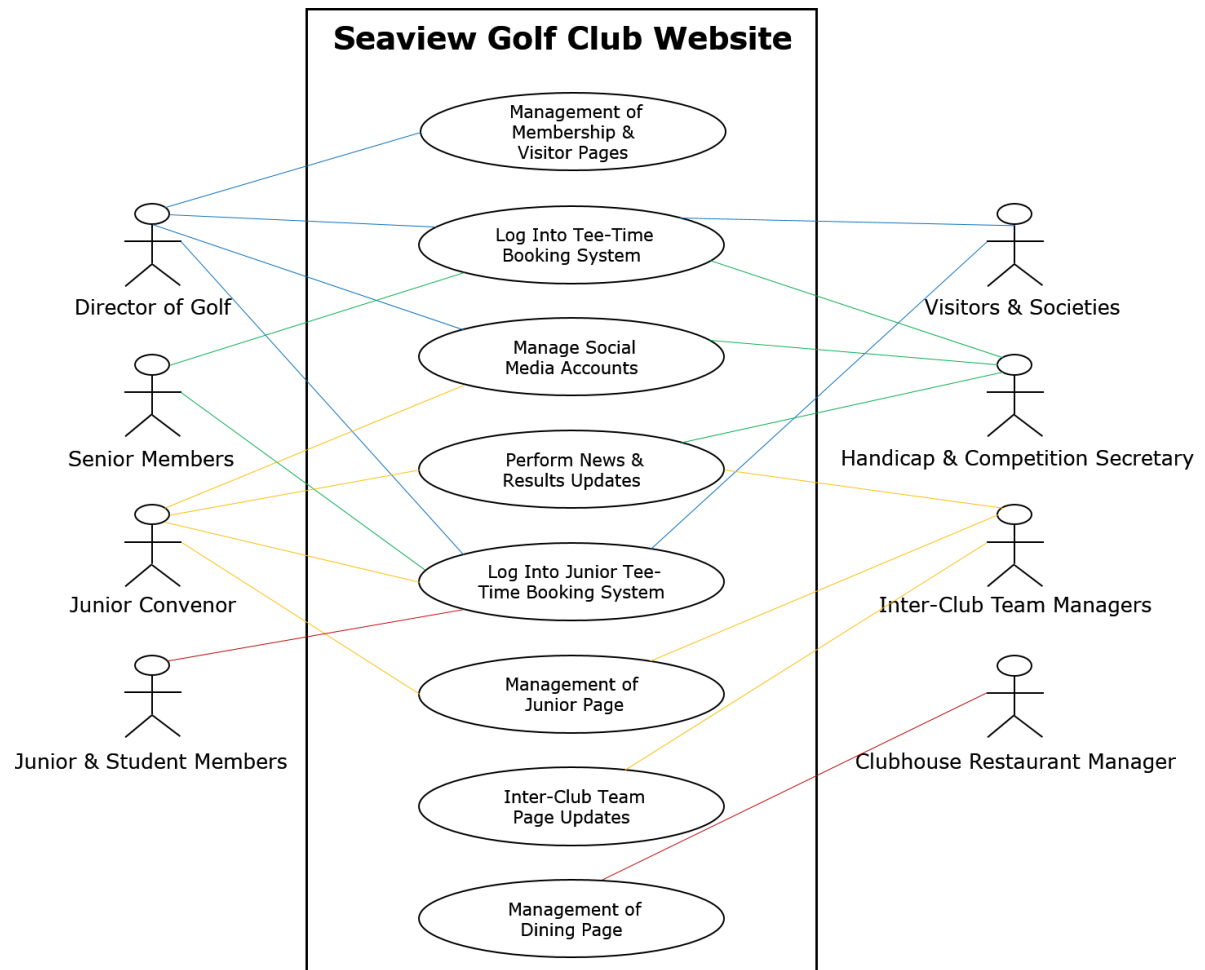
The junior captain is satisfied with most of the content which is displayed in the junior page of the first prototype. To the contrary, he believes that a section for match play fixtures and results should be incorporated into the new junior page. Details which relate to junior coaching sessions should be showcased in the new website as well. This information may include coaching session dates, times, and locations. The requirements workshop participants expressed their satisfaction with the navigational menu in the first prototype. They requested that small dropdown menus should accompany each link in the main menu, as this will undoubtedly simplify navigating throughout the new Seaview golf club website.

The stakeholders then requested that some minor changes should be made to the design and layout of the first prototype. The golf course logo should overlap the various images across the top of each page. The navigational menu in the Barton cup, Brennan cup, and junior cup team pages should display a link to the ladies team page, which it currently doesn't according to all the participants. The membership section on the home page of the website should list all the benefits that are associated with joining the golf club, alongside the membership options and the membership special offer sections respectively. The senior male member thinks that the introduction section on the home page should contain links to the contact and gallery pages respectively, which provide directions to the golf club along with delivering golf course images and videos. The female member thinks that a link to the hotel's website should be displayed just below the hotel contact information in the website's home page as well.

The non-member, who is a regular visitor to Seaview golf club, mentioned that the visitor's page looks really impressive but a clear outline of open competition results should also be incorporated into this new page. The membership page is missing the special offers section, which is displayed on the home page of the prototype. The stakeholders seemed satisfied with the booking system page.

3.1.6. Interface Analysis

UML Use Case Diagram:



UML Use Case Diagram Conclusion:

This diagram visually portrays the relationships that will exist between project stakeholders and the new Seaview golf club website itself. The actors are placed in the outer boundary of the UML use case diagram. The colour coded arrows represent the various use cases that each of the stakeholders are associated with in the website. Each actor has a relationship with at least one of the use cases in the diagram. For example, junior and student members can only log into the junior tee time booking system. To the contrary, the junior convenor can manage the junior social media account, upload competition results and news, and they can access the junior tee time booking system as well. The senior male and female members will have a similar relationship with the new website. Conversely, the clubhouse restaurant manager will only have control over the dining and restaurant menu pages respectively. The use case diagram will ensure that the new website remains secure from unauthorised use through ineligible stakeholders. If visitors could access the member's tee-time booking system the timesheet for club competitions would become highly inefficient.

4. IEEE Website Requirements Specification

4.1. Introduction

4.1.1. Purpose

This IEEE requirements specification document is being developed for Seaview golf club's new website. This report will clearly specify the key functional and non-functional requirements which shall be associated with the website. This document must be approved by the customer prior to being passed on to the developer. Any proposed changes which are requested by project stakeholders must be implemented prior to the Seaview golf club website being developed.

4.1.2. Scope

This website is being developed for a variety of project stakeholders. Seaview golf club haven't had an official website with an emphasis directed toward the course since their establishment back in 2002. They currently have a small golf section within the local hotels website. Members are now adamant that a unique golf club website is urgently required. The current golf club page doesn't provide an adequate amount of key features, according to various project stakeholders. This website aims to attract new people to play the golf course, encourage new people to join the golf club, whilst also enhancing the satisfaction of the current membership contingent at Seaview golf club.

Members will have the capabilities to book tee times, view recent club news, read competition results, they will be able to look at the current golfer of the year standings and check inter-club team related updates on the new website. The junior members will be able to view similar information along with reserving tee times on their own keep and share booking system. Other stakeholders such as visitors can view green fee rates, open competition fixtures and results along with current membership offers at Seaview golf club. The competition secretary shall be able to update upcoming fixtures and recent results on the website. To the contrary, even guests that aren't interested in golf may view the clubhouse restaurant dining page on the Seaview golf club website. These are just some of the benefits which shall be associated with the creation of this new website.

4.1.3. Definitions, Acronyms and Abbreviations

User: A stakeholder that interacts with the Seaview golf club website.

Administrator: A stakeholder that may login and make changes to specific sections within the Seaview golf club website.

Stakeholder: A specific person that may interact with the website but this person cannot be the developer of the Seaview golf club website.

4.1.4. References

IEEE Software Engineering Standards Committee, "IEEE Std 830-1998, IEEE Recommended Practice for Software Requirements Specifications", October 20, 1998.

4.2. Functional Requirements

4.2.1. User Class One – User

4.2.1.1. Functional Requirement 1.1

Identification Code:

FR1

Title:

Seaview golf club course logo link

Description:

This link will be displayed as the Seaview golf club course logo at the top of each page on the website. It should bring users back to the home page of the website when it is clicked by a website user.

Location:

Every page on the Seaview golf club website.

Reasoning:

This link will allow the user to quickly move back to the home page from any of the pages on the Seaview golf club website. It was requested by senior members during the requirements elicitation stage of this project.

Priority:

Must Have (High Priority).

4.2.1.2. Functional Requirement 1.2

Identification Code:

FR2

Title:

Contact page link

Description:

This link will be displayed in the introduction and course history section on the home page of the website. It will bring the user to the contact page when it's clicked by the user. This link will be displayed as text labelled 'contact us'.

Location:

Home page.

Reasoning:

This link is designed to attract guests to play the golf course by booking a slot in an upcoming competition or even a casual game of golf through the pro shop. This feature was requested by the director of golf at Seaview golf club.

Priority:

Must Have (High Priority).

4.2.1.3. Functional Requirement 1.3

Identification Code:

FR3

Title:

Gallery page link

Description:

This link will be displayed in the introduction and course history section on the home page of the website. It will bring the user to the gallery page when it's clicked by the user. This link will be displayed as text labelled 'view gallery'.

Location:

Home page.

Reasoning:

This link aims to draw attention to the design and layout of the golf course. When a visitor views images of the golf course they may be inspired to play a game of golf at Seaview golf club in the near future. The director of golf at the club requested for this feature to be accessible on the home page of the website.

Priority:

Must Have (High Priority).

4.2.1.4. Functional Requirement 1.4

Identification Code:

FR4

Title:

Membership page link

Description:

This link will be displayed in the membership section on the home page of the website. It will bring the user to the membership page when it's clicked by the user. This link will be displayed as text labelled 'view latest membership offers'. This page displays membership options, benefits and current club special offers.

Location:

Home page.

Reasoning:

This link is designed to attract non-members to view the current membership options, benefits and a list of special offers at Seaview golf club. The director of golf at Seaview golf club requested for this feature to be accessible on the home page of the new website.

Priority:

Must Have (High Priority).

4.2.1.5. Functional Requirement 1.5

Identification Code:

FR5

Title:

Weather page link

Description:

This link will be displayed above the pro shop contact information section on the right hand side of the home page. It will bring the user to an RTE weather page when it's clicked by the user. This link will be displayed as text labelled 'view weather forecast', which will display a local five day weather forecast.

Location:

Home page.

Reasoning:

The lady members requested for this feature to be made available on the home page of the new website. It will display the weather forecast in the local area, which should allow people to accurately plan for an upcoming game of golf at Seaview golf club.

Priority:

Must Have (High Priority).

4.2.1.6. Functional Requirement 1.6

Identification Code:

FR6

Title:

Hotel website link

Description:

This link will be displayed below the hotels contact information section on the right hand side of the home page. This section is located directly below the pro shop contact information section. It will bring users to the hotels website when it's clicked by the user. This link will be displayed as text labelled 'Seaview golf & spa hotel'. The hotels website should then open in a new tab in the browser.

Location:

Home page.

Reasoning:

The general manager at Seaview golf & spa hotel still wishes to be associated with the Seaview golf club website. Guests could be inspired to stay in the local hotel after clicking this link to view the Seaview golf & spa hotel website.

Priority:

Must Have (High Priority).

4.2.1.7. Functional Requirement 1.7

Identification Code:

FR7

Title:

Social media account links

Description:

These links will bring users to the Facebook and twitter accounts of Seaview golf club. They will be displayed as clickable logos on the member and junior pages respectively. These will be located on the bottom part of these two pages beside the randa rules quizzes links.

Location:

Member page & junior page.

Reasoning:

These links will allow members to easily access Seaview golf clubs social media accounts. This is where they can view recent news and results, whilst also being able to easily interact with other members at Seaview golf club.

Priority:

Must Have (High Priority).

4.2.1.8. Functional Requirement 1.8

Identification Code:

FR8

Title:

Randa rules quizzes links

Description:

These links will bring users to online rules quizzes which have been developed by randa for people of all skill levels. These links will be displayed as clickable logos on the member and junior pages respectively. These links will be located on the bottom part of these pages beside the social media account links.

Location:

Member page & junior page.

Reasoning:

The junior convenor believes that both senior members and juniors should learn more about the rules of golf. These randa rules quizzes are quick, fun and highly informative for golfers of all abilities, according to the junior convenor.

Priority:

Should Have (Medium Priority).

4.2.1.9. Functional Requirement 1.9

Identification Code:

FR9

Title:

Junior keep & share tee time booking system

Description:

This system should be embedded into the junior tee time booking system page. It should allow junior members to log into their keep & share accounts by using their own golfnet username along with their personal passwords. This will allow juniors to book casual games of golf, reserve a lesson and to enter competitions. The visitors section should allow junior non-members to reserve times for casual games and in junior open competitions which take place in the summer months.

Location:

Junior tee time booking system page.

Reasoning:

The junior convenor has received numerous complaints from the director of golf about student and junior members constantly ringing the pro shop to book times in upcoming events. This new system should allow student and junior members, along with their parents, to book times for competitions, lessons and casual golf.

Priority:

Must Have (High Priority).

4.2.1.10. Functional Requirement 1.10

Identification Code:

FR10

Title:

Members & visitors brs tee time booking system

Description:

This brs system should be embedded into the members and visitors tee time booking system page. It should allow senior members and visitors to log into their brs accounts by using their own golfnet username along with their personal passwords. This should allow senior male and female members to book casual games of golf and to enter upcoming competitions. The visitors section should allow non-members to reserve times for casual games and to book slots in open competitions which take place throughout the year at Seaview golf club.

Location:

Members and visitors tee time booking system page.

Reasoning:

This brs booking system is needed by both senior members and club visitors.

Priority:

Must Have (High Priority).

4.2.1.11. Functional Requirement 1.11

Identification Code:

FR11

Title:

Google maps widget for golf club directions

Description:

This facility will allow members within the golf club to obtain directions to other golf clubs across Ireland. Members whom are picked for the Barton cup, Brennan cup, junior cup or the ladies team will be able to search for a golf course if they are unaware about how to get to any golf club across Ireland.

Location:

Inter-club teams home page.

Reasoning:

This google maps widget will enable members to obtain directions to a golf course from Seaview golf club, or alternatively via a chosen location. Female members in the golf club requested for this feature to be implemented on the new website, as many of them are unaware of the locations of various golf clubs.

Priority:

Must Have (High Priority).

4.2.1.12. Functional Requirement 1.12

Identification Code:

FR12

Title:

Calendar widget for displaying inter-club team fixtures and results

Description:

This calendar widget will display recent results and upcoming fixtures for the Brennan cup, junior cup, Barton cup and the ladies team at Seaview golf club. It should be located directly below the google maps widget.

Location:

Inter-club teams home page.

Reasoning:

The senior male members requested for this calendar widget to be accessible on the new website to showcase Seaview golf clubs various inter-club teams. News and results are currently distributed to members via email on a weekly basis, but this new feature should appeal to a wider audience at Seaview golf club.

Priority:

Should Have (Medium Priority).

4.2.1.13. Functional Requirement 1.13

Identification Code:

FR13

Title:

Chat environment for senior female members

Description:

The chat environment feature will be an open area on the ladies inter-club team page which allows them to interact with one another. No login is necessary for this section of the new website. Female members should be able to simply post a comment whenever they want by utilising their own full name. This feature will be located in the bottom right section of the ladies inter-club team page.

Location:

Ladies inter-club team page.

Reasoning:

Female members enjoy interacting with each other throughout the year and they requested for this feature to be made accessible on the website. This feature will allow people who don't drive a car to organise lifts to upcoming away matches or perhaps even a competition at the golf club if they are having difficulties getting to Seaview golf club on a specific day throughout the year.

Priority:

Should Have (Medium Priority).

4.2.1.14. Functional Requirement 1.14

Identification Code:

FR14

Title:

Golf course location via google maps widget

Description:

This google maps widget is designed to showcase the location of Seaview golf club in Ireland. People can utilise this widget to get directions to the golf club by using the features which are delivered by google themselves. This feature will be located at the top of the contact page, above the contact form and contact detail sections respectively.

Location:

Contact page

Reasoning:

The director of golf at Seaview golf club requested for this new feature to be accessible to non-members in order to showcase the location of the golf club.

Priority:

Must Have (High Priority).

4.2.1.15. Functional Requirement 1.15

Identification Code:

FR15

Title:

Contact form feature

Description:

This contact form feature will allow users to send an email to the director of golf at Seaview golf club by simply typing in your full name, email address and your message in the contact form. After pressing the send button your new message will be immediately placed in the director of golf's inbox.

Location:

Contact page

Reasoning:

The director of golf requested for an alternative way to receive messages from people, rather than constantly handing out his email address or phone number. This new feature should attract more people, both members and non-members, to send queries to the director of golf at Seaview golf club.

Priority:

Must Have (High Priority).

4.2.1.16. Functional Requirement 1.16

Identification Code:

FR16

Title:

Slideshow of golf course and clubhouse images

Description:

This slideshow is designed to showcase both the golf course and the clubhouse. This feature should allow users to navigate throughout images at their own pace or by following the predetermined speed of the slideshow itself.

Location:

Gallery page.

Reasoning:

This slideshow was requested by the director of golf at Seaview golf club. It is mainly designed to attract visitors to play the course by showcasing attractive golf course and clubhouse images from Seaview golf club.

Priority:

Must Have (High Priority).

4.2.1.17. Functional Requirement 1.17

Identification Code:

FR17

Title:

Clubhouse, golf course and hotel videos

Description:

These videos will be embedded at the bottom of the gallery page in sequential order. They will be displayed in horizontal order consisting of a clubhouse video, followed by a video of the golf course and finally a hotel video. These videos will be located below the slideshow of golf course and clubhouse images section.

Location:

Gallery page.

Reasoning:

The restaurant manager, the director of golf and the general manager of the hotel requested for these three videos to be displayed on the Seaview golf club website for various reasons. Consequently the clubhouse, the golf course and the hotel videos will be showcased on the gallery page of the new club website.

Priority:

Must Have (High Priority).

4.2.2. User Class Two – Administrator

4.2.2.1. Functional Requirement 2.1

Identification Code:

FR18

Event:

Administrator login

Dependency:

An administrator shall be requested to login prior to making any updates on the website. These updates may consist of changes to competition results, golfer of the year standings or inter-club team news. An administrator must provide an acceptable username and password on the website in order to implement any modifications to the Seaview golf club website.

Outcome:

After successfully logging into the website, an administrator is allowed to make changes to specific aspects of the Seaview golf club website. Restrictions will be set based on the administrator's login criteria. For example, an inter-club team manager can only implement changes on their inter-club team page. The junior convenor shall make updates on the junior pages and the competition secretary will be restricted to updating news, results and golfer of the year standings on the member's page of the Seaview golf club website. An unsuccessful login will cause an error message to appear labelled 'incorrect username or password'.

4.2.2.2. Functional Requirement 2.2

Identification Code:

FR19

Event:

Manage membership information, pro shop details and green fee rates

Permissions:

Director of golf.

Outcome:

The director of golf is allowed to make changes to membership details, to any information that's associated with the pro shop and to green fee rates which are displayed on the Seaview golf club website. A unique username and password will ensure that these permissions are only granted to the director of golf.

4.2.2.3. Functional Requirement 2.3

Identification Code:

FR20

Event:

Manage hotel information, hotel videos and contact details

Permissions:

General Manager of Seaview golf and spa hotel.

Outcome:

The general manager of the Seaview golf and spa hotel is entitled to add, edit or remove information that's associated with the hotel only. The hotel video which is displayed on the gallery page may also be modified if it's deemed appropriate by the general manager. The contact details which are displayed throughout the website can also be modified. A unique username and password will ensure that these permissions are only granted to the general manager of the hotel.

4.2.2.4. Functional Requirement 2.4

Identification Code:

FR21

Event:

Manage senior member competition fixture lists and golfer of the year standings

Permissions:

Competition secretary.

Outcome:

The competition secretary can add, edit or remove fixtures from the list which is displayed on the member's page. The golfer of the year table can be modified by the competition secretary on the member's page as well. A unique username and password will allow only the competition secretary to implement changes.

4.2.2.5. Functional Requirement 2.5

Identification Code:

FR22

Event:

Manage junior news, fixtures and results along with the golfer of the year table

Permissions:

Junior convenor.

Outcome:

The junior convenor shall be allowed to add, edit or remove information which is associated with junior members at Seaview golf club. These may include adding a news, fixtures or results post on the junior page of the website. The golfer of the year table for junior members may also be modified by the junior convenor. The contact information for the junior convenor may also be changed, this will consist of altering an email address. A unique username and password will allow only the junior convenor to implement these changes to the junior page.

4.2.2.6. Functional Requirement 2.6

Identification Code:

FR23

Event:

Manage junior keep & share tee time booking system

Permissions:

Junior convenor & director of golf.

Outcome:

The junior convenor shall be allowed to add, edit or remove competitions which are displayed on the junior keep & share tee time booking system. The junior convenor shall be able to access this system along with the director of golf. The director of golf may change tee times on this system if it interferes with the brs booking system for Seaview golf club's senior members and visitors.

4.2.2.7. Functional Requirement 2.7

Identification Code:

FR24

Event:

Manage clubhouse dress code and course dress code information

Permissions:

Director of golf.

Outcome:

The director of golf may only perform modifications to these two sections on the visitor's page of the Seaview golf club website.

4.2.2.8. Functional Requirement 2.8

Identification Code:

FR25

Event:

Manage open competition fixture lists and recent open competition results

Permissions:

Competition secretary.

Outcome:

The competition secretary may perform modifications to the open competition fixtures and results on the visitor's page. A unique username and password will allow only the competition secretary to implement these changes to the visitor's page of the Seaview golf club website.

4.2.2.9. Functional Requirement 2.9

Identification Code:

FR26

Event:

Manage membership price menu, benefits list and special offers

Permissions:

Director of golf.

Outcome:

The director of golf may add, edit or remove information which is associated with the membership price menu, the benefits list and the special offer sections which are displayed on the membership page. A unique username and password could ensure that only the director of golf at Seaview golf club is allowed to implement changes to these respective sections on the membership page.

4.2.2.10. Functional Requirement 2.10

Identification Code:

FR27

Event:

Manage golf course scorecard and golf course guide features

Permissions:

Director of golf.

Outcome:

The director of golf may perform modifications to these sections on the course scorecard and course guide pages respectively. The director of golf can add, edit or remove information when required. A unique username and password should allow only the director of golf to implement alterations to these two pages.

4.2.2.11. Functional Requirement 2.11

Identification Code:

FR28

Event:

Manage brs tee time booking system

Permissions:

Competition secretary.

Outcome:

The competition secretary shall be allowed to add, edit or remove competitions which are displayed on the brs tee time booking system. These competitions may consist of club competitions or open competitions which are due to take place at Seaview golf club. A unique username and password will allow only the competition secretary to implement changes to the brs tee time booking system.

4.2.2.12. Functional Requirement 2.12

Identification Code:

FR29

Event:

Manage calendar widget for inter-club team fixtures and results

Permissions:

Inter-club team managers.

Outcome:

The Barton cup, Brennan cup, junior cup and the ladies team managers shall be able to update the calendar which is displayed on the inter-club team home page of the website. The fixtures and results for each of these teams may be updated by each team's respective manager. A unique username and password will allow the inter-club team managers to adopt any necessary changes to the calendar.

4.2.2.13. Functional Requirement 2.13

Identification Code:

FR30

Event:

Manage inter-club team news, fixtures, squad selections and results posts

Permissions:

Inter-club team managers.

Outcome:

The inter-club team managers of each team shall be able to post news, fixtures, squad selections and results onto their inter-club team pages. They must also be capable of adding or removing posts from these pages. A unique username and password will ensure that these permissions are only granted to the managers.

4.2.2.14. Functional Requirement 2.14

Identification Code:

FR31

Event:

Manage senior member news and results posts

Permissions:

Competition secretary.

Outcome:

The competition secretary shall be able to add, edit or remove fixtures or results which are displayed on the member's news and results page. A unique username and password will allow only the competition secretary to make changes to the Seaview golf club news and results posts.

4.2.2.15. Functional Requirement 2.15

Identification Code:

FR32

Event:

Manage clubhouse restaurant information

Permissions:

Clubhouse restaurant manager.

Outcome:

The clubhouse restaurant manager shall be able to add, edit or remove details which relate to the restaurant in the clubhouse. This information is accessible on the dining page of the website. A unique username and password will allow only the clubhouse restaurant manager to make modifications to the dining page.

4.2.2.16. Functional Requirement 2.16

Identification Code:

FR33

Event:

Manage clubhouse restaurant menu

Permissions:

Clubhouse restaurant manager.

Outcome:

The clubhouse restaurant manager shall be able to add, edit or remove details which relate to the restaurant menu. This menu is currently available on the restaurant menu page of the website. A unique username and password will ensure that these permissions are only granted to the clubhouse restaurant manager at Seaview golf club.

4.3. Non-Functional Requirements

4.3.1. Security Requirements

Identification Code:

FR9

Title:

Junior keep & share tee time booking system

Rationale:

The junior member profiles on keep & share cannot be modified by Seaview golf club. As a consequence, this external database must complement the names of the junior members at Seaview golf club. These profiles can only be customised when the director of golf grants his permission. This system should also timeout after approximately thirty minutes of user inactivity. The passwords are handled externally which means that the length of passwords and special characters can't be controlled by Seaview golf club. The profiles of junior members should also be backed up on a monthly basis by the keep & share booking system operators.

Identification Code:

FR18

Event:

Administrator login

Rationale:

The usernames and passwords of the administrators are controlled by Seaview golf club. These profiles must complement each person's level of control, which is mainly associated with setting restrictions on applying updates to the website. When an administrator fails to save an alteration after five minutes the system should automatically revert to the last successful update. The password lengths and the necessity for special characters may be modified at any time by the data administrator at Seaview golf club. When permissions are being changed for a person, the director of golf must be notified of this proposal whilst subsequently making the final decision to accept or reject the customisation of admin profiles.

Identification Code:

FR10

Title:

Members & visitors brs tee time booking system

Rationale:

The senior member profiles on the brs booking system cannot be modified by Seaview golf club. Consequently, this external database must match the names of the members. These profiles can only be customised when the director of golf grants his permission. This system should timeout after ten minutes of inactivity. The user passwords also cannot be controlled or backed up by Seaview golf club.

4.3.2. Performance Requirements

Identification Code:

FR9

Title:

Junior keep & share tee time booking system

Rationale:

The keep & share system should load within ten seconds of the user opening the junior tee time booking system page. When a user books a slot on the timesheet they should then receive a confirmation email within thirty minutes of submitting the booking details. Conversely, if the system encounters errors it must send an email to users outlining the issues along with the necessary support information to help resolve the listed system problems.

Identification Code:

FR15

Title:

Contact form feature

Rationale:

When a user sends a message to the director of golf on the contact form they should be notified within ten minutes if the message was successfully delivered. This form should automatically refresh within five seconds of the user sending the message on the contact page of the Seaview golf club website. If the user's message fails to send, an error notification should be displayed on the webpage. The contact form must be capable of sending multiple messages simultaneously.

Identification Code:

FR18

Event:

Administrator login

Rationale:

When an administrator attempts to login to the Seaview golf club website, they should be notified within thirty seconds if the username or password is incorrect. If the person's login credentials are correct, the administrator should be capable of applying updates immediately. When an update to the website is submitted by an administrator it should take no longer than ten seconds to refresh the applied changes on the Seaview golf club website. If an administrator attempts to apply alterations to a section of the website where the necessary permissions are not visible, an error message should appear and the webpage should then refresh. If the same administrator reattempts making unauthorised changes on more than three occasions, the person should be logged out of the system until the issue is resolved with the director of golf at Seaview golf club.

Identification Code:

FR10

Title:

Members & visitors brs tee time booking system

Rationale:

The brs system should load within ten seconds of the user opening the members and visitors tee time booking system page on the new Seaview golf club website. When a user reserves a slot on the timesheet they should receive a confirmation email within thirty minutes of submitting the booking details. Conversely, if the system encounters an error, it should send an email to users outlining the issue along with the relevant support information for overcoming the listed problems.

4.3.3. Availability Requirements**Identification Code:**

FR9

Title:

Junior keep & share tee time booking system

Rationale:

The keep & share system shall be available for a minimum of three hundred and sixty days per annum. This booking system should be fully operational from nine o'clock in the morning until six o'clock in the evening. Conversely, this timeline is only an approximate guideline and it will vary during the year. Maintenance will restrict the number of hours and days that the keep & share booking system can be fully operational. The director of golf at Seaview golf club has requested that an email should be distributed to junior members and the junior convenor when system maintenance is being performed on the keep & share system. This new feature should only be accessible on the junior tee time booking system page.

Identification Code:

FR18

Event:

Administrator login

Rationale:

An administrator will be capable of logging into the Seaview golf club website to make alterations throughout the year. The director of golf may add or delete an administrator from the website and modify user permissions when he deems it necessary. Changes may be performed between nine o'clock in the morning until seven o'clock in the evening. System maintenance may further restrict the times in which the director of golf may incorporate further modifications. This feature should be accessible from the home page of the new Seaview golf club website.

Identification Code:

FR10

Title:

Members & visitors brs tee time booking system

Rationale:

The brs booking system shall be available for a minimum of three hundred and sixty days per annum. This system should also be operational from nine o'clock in the morning until six o'clock in the evening. This timeline is only a guideline and it may vary throughout the year. System maintenance will inevitably restrict the number of hours and days that the brs tee time booking system can be fully operational. The director of golf at Seaview golf club has requested that an email must be distributed to senior male and female members when any maintenance is being performed on the brs booking system. This new feature should only be accessible from the members and visitors tee time booking system page.

4.3.4. Usability Requirements**Identification Code:**

FR9

Title:

Junior keep & share tee time booking system

Rationale:

The keep & share booking system is supplied with detailed help documents and videos which may be utilised if juniors are experiencing difficulties using the new system. Consequently, no training is required for the users of this system since an adequate amount of support resources will be available on the junior tee time booking system page. The junior convenor should have the capabilities to handle any junior queries, but if any additional assistance is required he can contact the keep & share support team or alternatively use the system's support resources.

Identification Code:

FR23

Event:

Manage junior keep & share tee time booking system

Rationale:

The administrators will initially be provided with guidance by the installers of this system and support documentation will also accompany this booking system. As a consequence, each administrator should be capable of easily gaining the skills which are necessary to effectively apply competition updates on the junior keep & share tee time booking system. If administrators are having difficulties using this booking system they may also contact the keep & share support team.

Identification Code:

FR15

Title:

Contact form feature

Rationale:

The contact form feature should be relatively easy to utilise on the contact page of the Seaview golf club website. The name and email address of the user must be clearly specified prior to sending the message to the director of golf. This feature should be available to all stakeholders at any time during the year. When a person fails to send a message to the director of golf, an error message should appear and a help box should indicate the potential problem to the user.

Identification Code:

FR10

Title:

Members & visitors brs tee time booking system

Rationale:

The brs tee time booking system contains help documents and videos which may be accessed through the members and visitors tee time booking system page. Users won't require any additional training in order to use this tee time booking system. The committee at Seaview golf club may deal with any system queries themselves or alternatively gain assistance from the brs support services team. The support documents for members and visitors will differ slightly but they both shall be accessed from the same page on the Seaview golf club website.

Identification Code:

FR28

Event:

Manage brs tee time booking system

Rationale:

The administrators will be given guidance for using the brs booking system and support documentation will also accompany this system. As a consequence, each administrator should have the capabilities to apply updates on the brs tee time booking system. If administrators are experiencing difficulties using this booking system they may contact the brs support services team.

5. Bibliography

Brandenburg, L. (2014) *what questions do I ask during requirements elicitation?* Available at: <http://www.bridging-the-gap.com/what-questions-do-i-ask-during-requirements-elicitation/>

(Accessed: 16 November 2015).

Business Analysis Excellence (2015) *Requirement gathering techniques for business analysts.* Available at: <http://business-analysis-excellence.com/requirement-gathering/>

(Accessed: 16 November 2015).

Dovico Software (2013) *Free Brainstorming and creativity session template.* Available at: http://www.dovico.com/article_creativity_session.aspx

(Accessed: 15 November 2015).

Famuyide, S. (2013) *Organizing effective requirements workshops: Before, during & after.* Available at: <http://businessanalystlearnings.com/blog/2013/2/28/organizing-effective-requirements-workshops-before-during-after>

(Accessed: 17 February 2016).

Iba, I. and International Institute of Business Analysis (2009) *a guide to the business analysis body of knowledge (BABOK guide).* Edited by Kevin Brennan. 20th edn. Toronto: International Institute of Business Analysis.

Infinity technologies (2014) *How to run a website workshop.* Available at: <http://www.infinitytechnologies.com.au/blog/2010/12/23/how-not-to-run-a-website-workshop/>

(Accessed: 16 November 2015).

Linkner, J. (2010) *The 10 commandments of Brainstorming.* Available at: <http://www.forbes.com/2010/04/20/brainstorming-ideation-ideas-leadership-managing-innovation.html>

(Accessed: 15 November 2015).

Taylor, D. (2012) *How to moderate a brainstorming session and get results.* Available at: <http://thenextweb.com/lifehacks/2012/06/04/how-to-moderate-a-brainstorming-session/>

(Accessed: 15 November 2015).

Tech Republic (2008) *Use prototyping to visualize project requirements.* Available at: <http://www.techrepublic.com/blog/tech-decision-maker/use-prototyping-to-visualize-project-requirements/>

(Accessed: 22 February 2016).

6. Appendix

6.1. Project Proposal

6.1.1. Project Objectives

The primary objective of my final year project is to formulate a highly detailed requirements specification document for a new Seaview golf club website. This should be accomplished by utilising viewpoints from a variety of stakeholders, whom are all associated with the golf club. As a consequence, this project will initially involve gathering requirements from the director of golf, club members, amongst many other relevant stakeholders. I will cover aspects such as the websites design, layout, navigation, required features, page content, amongst various other aspects during the requirements elicitation stage of the project. Once all the project requirements have been gathered, by utilising a variety of elicitation techniques, they will subsequently be documented within a highly detailed requirements specification document. In conjunction with this report, many other tasks must be fulfilled throughout the project. These include developing the project proposal, conducting project analysis and design, performing the midpoint presentation, submitting the final document, conducting the final presentation and lastly displaying the finished project website and project poster at the project showcase on the 25th May 2016.

The objective of the new website is to provide an area were both members and non-members can visit to explore content primarily related to Seaview golf club. Certain areas of the website will be restricted to members only, these may include features such as handicap lists, the brs tee time booking system and competition results. The extent of member specific features will be discussed with various stakeholders prior to the website being constructed. A secondary objective of this website is to make it more appealing to non-members as well. This website needs to emphasize the advantages of playing or even joining a luxurious parkland golf course with facilities such as a state of the art clubhouse, a small gym and numerous practice facilities. The club's ability to attract new members will become more pronounced once this unique website with images, videos and various other pieces of course related material is published online. If a positive first impression can be achieved, by developing a captivating new website, it may encourage people to join the golf club over the coming years.

As this project progresses I will need to keep to a set schedule, which is outlined in detail within the project plan. Attempting to complete other tasks, such as assignments for various modules, will certainly have an impact on the amount of time I can dedicate to this project. As a consequence, I will need to carefully delegate my time throughout the year. I have set myself a basic objective to complete all deliverables on time and to a high standard throughout this project. This will ensure submission due dates are satisfied and unnecessary marking reductions are avoided. Once the project is completed, if I have managed to satisfy the most vital requirements which were outlined by various stakeholders, I would certainly deem this project to be an outright success. Ideally, I would like to exceed the expectations of the stakeholders who are associated with this website at the completion of my final year project.

6.1.2. Background

Seaview golf club is located in county Wexford, on the east coast of Ireland. Since the course opened back in 2002, the club hasn't had an official website with an emphasis directed toward the golf club itself. Currently there is only a small golf section within the local hotels website, but members are now adamant that a unique club website is urgently required. The main issue is that the hotels website is primarily directed at hotel guests, who may or may not have a direct interest in golf. The golf section of the hotels website currently contains features such as a tee time booking system, membership related information, along with a detailed course map. Many vital features are currently unavailable to members and non-members whom enjoy utilising the golf club's wide ranging facilities.

In my view the golf club is currently being poorly utilised as it fails to emphasize that a luxurious golf course is located next to an award winning hotel, which has been accredited statuses such as spa of the year on numerous occasions. The best way of rectifying the issues of attracting new guests to play the course, encouraging new members to join, whilst also satisfying the needs of its current members is by developing a new unique golf club website. Consequently, I agree with Seaview golf club's members that a new website is urgently required.

As a current member of two golf club's which includes Portmarnock golf club, I can see the benefits associated with having this website constructed. It will facilitate with having a central area for members to book tee times, look up competition results, read club news, view handicap related information, amongst various other tasks. Members can utilise various features on Portmarnock golf club's website, but it also displays aspects which are relevant to non-members as well. Green fees, otherwise known as guests paying to play the course, is a vital revenue stream for all golf clubs across the world. This new website will certainly facilitate with the tedious task of attracting new guests to play the course, whilst also encouraging new people to permanently join the golf club. As a consequence, I will be collecting and subsequently documenting requirements that are associated with the new golf club website throughout this project.

6.1.3. Technical Approach

Once my final year project concept was finalised, I then began to research various tools which I could use to build an efficient requirements based website for the project showcase. These tools included WIX, squarespace, WordPress, webflow, webydo and craft. After extensive research and numerous discussions with various lecturers I decided to utilise WordPress to construct the project website. I have prior experience using the WIX website builder, back in third year of college, but WordPress will provide more opportunities to add specific features which are relevant to this particular project.

Building the project website will involve the following tasks:

1) Requirements Collection & Documentation:

This will involve meeting with various stakeholders who are associated with Seaview golf club. We will discuss topics such as who the website is aimed toward, outline required website features, and then all of the requirements will be documented within a detailed technical report. A high level framework of the website may also be developed at this stage of the project.

2) Prototype Development:

This will involve creating a website wireframe which may be used as part of the midpoint presentation. Once the wireframe is completed, it will be thoroughly evaluated with my client. If the client requests changes to be made they will be implemented prior to any final documentation being submitted.

3) Project Website Development:

This will involve developing the project website by using both the final document and the requirements gathered from various stakeholders during the project. Website content will be added, along with carrying out continuous testing at this stage of the project. Upon the completion of the website, I aim to be totally satisfied that the website is ready to be displayed at the project showcase. It must reflect the amount of work that I have completed throughout the project.

4) Post Project Website Creation:

This will entail reviewing the finished project website with my supervisor, and subsequently making amendments if my supervisor requests any changes to be made prior to the showcase. When I feel that my project supervisor is totally satisfied, the website will be published online. A project feedback survey will then be issued to my client in order to evaluate my performance throughout the projects longevity, this report will be included within the project website itself.

6.1.4. Special Resources Required

I currently lack the knowledge required to construct a website using WordPress, so I will need to use the following resources to enhance my skills:


- 1) Written tutorials on how to use WordPress.
- 2) YouTube tutorials on how to incorporate various features on WordPress.
- 3) View websites previously constructed using WordPress.

I will also need the following resources:

- 1) Sony Vaio laptop.
- 2) Toshiba StorE HDD (120 GB) backup storage device.
- 3) Dropbox to backup project related files and content.
- 4) A website wireframe construction tool such as Gliffy or Cacoo.
- 5) Html and css coding tutorials.
- 6) Information technology project management, international edition book by Kathy Schwalbe (7th edition).
- 7) Web design book by Sean McManus (5th edition).
- 8) The IEEE guide for effective requirements gathering.
- 9) IEEE requirements documentation templates.

6.1.5. Project Plan

Basic Gantt chart



Note:

WBS from Microsoft Project is contained within the next few pages of the project proposal document.

Task Name	Duration	Start	Finish	Predecessors
Project - WBS	183 days	Mon 14/09/15	Wed 25/05/16	
Initiating	15 days	Mon 14/09/15	Fri 02/10/15	
Project Concept Formulation	11 days	Mon 14/09/15	Sun 27/09/15	
Read Project Brief & Marking Scheme	1 day	Fri 18/09/15	Fri 18/09/15	
Conduct Project Concept Research	2 days	Sat 19/09/15	Mon 21/09/15	
Brainstorm List of Project Ideas	2 days	Tue 22/09/15	Wed 23/09/15	4
Finalise Project Concept	1 day	Thu 24/09/15	Thu 24/09/15	5
Acquire Client Permission	2 days	Fri 25/09/15	Sun 27/09/15	6
Deliverable 1	5 days	Mon 28/09/15	Fri 02/10/15	
Develop Project Proposal	3 days	Mon 28/09/15	Wed 30/09/15	7
Create Project Plan	3 days	Mon 28/09/15	Wed 30/09/15	7
Review Document Quality	1 day	Thu 01/10/15	Thu 01/10/15	9,10
Upload Deliverable 1	0 days	Fri 02/10/15	Fri 02/10/15	9,10,11
Create Reflective Journal (September)	1 day	Thu 01/10/15	Thu 01/10/15	
Upload Reflective Journal (September)	1 day	Fri 02/10/15	Fri 02/10/15	13
Planning	46 days	Sat 03/10/15	Fri 04/12/15	
Acquire Requirements from Stakeholders	2 days	Sat 03/10/15	Sun 04/10/15	
Deliverable 2	25 days	Mon 05/10/15	Fri 06/11/15	
Develop Requirement Specification	13 days	Mon 05/10/15	Wed 21/10/15	16
Review Document Quality	3 days	Thu 22/10/15	Sun 25/10/15	18
Upload Deliverable 2	0 days	Mon 26/10/15	Mon 26/10/15	18,19
Create Reflective Journal (October)	1 day	Fri 30/10/15	Fri 30/10/15	
Upload Reflective Journal (October)	1 day	Tue 03/11/15	Tue 03/11/15	
Wireframe	7 days	Mon 09/11/15	Tue 17/11/15	
Develop Website Wireframe	3 days	Tue 10/11/15	Thu 12/11/15	
Discuss Wireframe with Client	2 days	Fri 13/11/15	Sun 15/11/15	24
Make Requested Changes	1 day	Mon 16/11/15	Mon 16/11/15	25
Finalise Wireframe	1 day	Tue 17/11/15	Tue 17/11/15	
Sign off Wireframe	1 day	Tue 17/11/15	Tue 17/11/15	
Deliverable 3	13 days	Wed 18/11/15	Fri 04/12/15	
Develop Project Analysis & Design Document	6 days	Wed 18/11/15	Wed 25/11/15	
Review Document Quality	2 days	Thu 26/11/15	Fri 27/11/15	30

Discuss User Interface with Client	2 days	Fri 27/11/15	Sun 29/11/15	30
Make Requested Changes	1 day	Tue 01/12/15	Tue 01/12/15	32
Upload Deliverable 3	0 days	Fri 04/12/15	Fri 04/12/15	32
Create Reflective Journal (November)	1 day	Mon 30/11/15	Mon 30/11/15	
Upload Reflective Journal (November)	1 day	Tue 01/12/15	Tue 01/12/15	
Executing	113 days	Mon 07/12/15	Wed 11/05/16	
Project Website Development	12 days	Mon 07/12/15	Tue 22/12/15	
Develop Website Framework	1 day	Mon 07/12/15	Mon 07/12/15	34
Add Core Project Website Pages	2 days	Tue 08/12/15	Wed 09/12/15	39
Start Adding Content & Features	7 days	Thu 10/12/15	Fri 18/12/15	40
Complete Project Website	0 days	Sat 19/12/15	Sat 19/12/15	39,40,41
Review Website Progress with Supervisor	1 day	Mon 21/12/15	Mon 21/12/15	42
Create Reflective Journal (December)	1 day	Wed 23/12/15	Wed 23/12/15	
Conduct Website Review 1	3 days	Mon 28/12/15	Wed 30/12/15	
Upload Reflective Journal (December)	1 day	Sat 02/01/16	Sat 02/01/16	
Mid-Point & Prototype Presentation	25 days	Mon 04/01/16	Fri 05/02/16	
Brainstorm Presentation Topics	3 days	Mon 04/01/16	Wed 06/01/16	
Explore Project Website Functionality	1 day	Thu 07/01/16	Thu 07/01/16	
Conduct Website Review 2	2 days	Fri 08/01/16	Sun 10/01/16	
Create Mid-Point Presentation	5 days	Mon 11/01/16	Fri 15/01/16	
Perform Presentation Practice 1	2 days	Mon 18/01/16	Tue 19/01/16	51
Make Necessary Presentation Adjustments	3 days	Wed 20/01/16	Fri 22/01/16	52
Perform Timed Presentation Practice 2	2 days	Mon 25/01/16	Tue 26/01/16	53
Make Final Presentation Adjustments	1 day	Wed 27/01/16	Wed 27/01/16	54
Sign Off on Presentation Layout & Content	1 day	Thu 28/01/16	Thu 28/01/16	55
Conduct Final Presentation Practice 3	2 days	Fri 29/01/16	Sun 31/01/16	56
Complete Mid-Point & Prototype Presentation	0 days	Wed 03/02/16	Wed 03/02/16	
Create Reflective Journal (January)	1 day	Thu 04/02/16	Thu 04/02/16	
Upload Reflective Journal (January)	1 day	Fri 05/02/16	Fri 05/02/16	59
Project Report Completion	30 days	Mon 08/02/16	Fri 18/03/16	
Develop Final Project Report	16 days	Mon 08/02/16	Sun 28/02/16	
Review Final Project Report	6 days	Mon 29/02/16	Mon 07/03/16	62
Complete Project Report	0 days	Fri 18/03/16	Fri 18/03/16	63

Create Reflective Journal (February)	1 day	Sat 19/03/16	Sat 19/03/16	
Upload Reflective Journal (February)	1 day	Mon 21/03/16	Mon 21/03/16	65
Project Website Completion	30 days	Mon 21/03/16	Fri 29/04/16	
Develop Final Project Website	21 days	Mon 21/03/16	Mon 18/04/16	
Review Website with Supervisor	3 days	Tue 19/04/16	Thu 21/04/16	68
Sign Off Project Website	1 day	Mon 25/04/16	Mon 25/04/16	69
Complete Project Showcase Website	0 days	Fri 29/04/16	Fri 29/04/16	70
Create Reflective Journal (March)	1 day	Sat 30/04/16	Sat 30/04/16	
Upload Reflective Journal (March)	1 day	Sat 30/04/16	Sat 30/04/16	
Create Reflective Journal (April)	1 day	Wed 04/05/16	Wed 04/05/16	
Upload Reflective Journal (April)	1 day	Thu 05/05/16	Thu 05/05/16	74
Submit Final Documentation & Code	0 days	Wed 11/05/16	Wed 11/05/16	
Closing	10 days	Thu 12/05/16	Wed 25/05/16	
Explore Completed Project Website	1 day	Thu 12/05/16	Thu 12/05/16	
Conduct Website Testing 1	1 day	Fri 13/05/16	Fri 13/05/16	
Create Reflective Journal (May)	1 day	Sat 14/05/16	Sat 14/05/16	
Upload Reflective Journal (May)	1 day	Mon 16/05/16	Mon 16/05/16	80
Final Presentation & Project Showcase	8 days	Mon 16/05/16	Wed 25/05/16	
Create Final Presentation	1 day	Wed 18/05/16	Wed 18/05/16	
Perform Presentation Practice 1	1 day	Thu 19/05/16	Thu 19/05/16	83
Make Necessary Presentation Adjustments	1 day	Thu 19/05/16	Thu 19/05/16	
Perform Timed Presentation Practice 2	1 day	Fri 20/05/16	Fri 20/05/16	84
Sign Off Final Presentation	1 day	Fri 20/05/16	Fri 20/05/16	
Complete Final Presentation	0 days	Fri 20/05/16	Fri 20/05/16	
Create Banner For Project Showcase	2 days	Sat 21/05/16	Mon 23/05/16	
Prepare For Project Showcase	3 days	Mon 23/05/16	Wed 25/05/16	
Complete Project Showcase	0 days	Wed 25/05/16	Wed 25/05/16	

6.1.6. Technical Details

I have decided to use WordPress to construct the final project website, whilst Gliffy or Cacao will be used to develop the website wireframe. WordPress is user friendly and vastly customisable, which is not offered by many other website development platforms. I can choose a personal theme, add plugins and alter the websites layout to mirror the work that I have completed during the project. All code produced by WordPress is W3C compliant and they provide a facility to publish the website for free once it's completed. WordPress is very flexible, they provide a facility to add your own code, which will enhance my ability to satisfy the requirements for the project website. WordPress will save work automatically as I progressively develop the project website, the possibility of losing work is highly unlikely. Using WordPress is a vital element to my project. Once all the requirements have been gathered and the project documentation is completed, the project website will then be created. This website is a vital component of the project showcase. This website will illustrate the range of tasks I have completed and it's a visual representation of the requirements specification document.

6.1.7. Evaluation

I will initially be using a variety of requirements elicitation techniques as a basis for my final requirements specification document. These techniques may include surveys, brainstorming sessions, interviews, requirements workshops, and interface analysis. These are the main techniques I am considering but other techniques such as document analysis, acceptance & evaluation criteria, and focus groups could possibly be utilised. Implementing these techniques will provide a great foundation toward developing a highly detailed and functional requirements specification document. Once this document is complete, the project website must then be extensively covered based on the information predominantly contained within the requirements specification document itself.

The bulk of the project websites content will be added once the requirements specification document is complete. After the midpoint & prototype presentation takes place on the 8th February 2016, information will be added up until late April of 2016. I will meet up with my client on various occasions throughout the project. Meeting the client on a regular basis will minimise the possibility of accidentally bypassing important requirements, which should be contained within the final document. The client will sign off the document on approximately the 25th April 2016. Once the final project website is complete, I will arrange a meeting with my project supervisor to evaluate the websites content and to discuss whether improvements could be made prior to the project showcase. During these meetings with my project supervisor we will evaluate the good and bad aspects of the website. All feedback will be duly noted and any necessary adjustments will be immediately implemented. Ideally, I hope that both my project supervisor and my client are entirely satisfied once the project is complete on the 25th May 2016.

6.2. Monthly Reflective Journals

6.2.1. September

I started back in college on the 14th September 2015. This is my final year of college, hard to believe how fast the time has gone. I am currently studying a BSc (honours) in technology management course at the National College of Ireland with a specialisation in business analysis.

In September I started to brainstorm project ideas based on the skills that I have developed throughout my time at college. Coming up with ideas wasn't easy for me to be honest. I have a huge interest in sport, especially Golf and Soccer. This resulted in a lot of my ideas residing from sport. The concept that I decided to use is to develop a website specification. This idea was chosen based on a personal experience of mine. I am currently a junior member of a golf club down the country. This golf course has no official website, a tee time booking system is available within the local hotels website but this isn't adequate.

Once the project concept was formed I then began working on the project proposal and project plan documents respectively. I am keen to work hard throughout this project and I hope that reflects in the quality of these two documents. The project proposal was created first, using the template provided by my lecturer in the project module. Trying to understand what was being asked of me under certain headings was difficult to ascertain. As a consequence, I conducted some research online which was time consuming but worth the additional effort in the end. The project plan was developed next, creating a WBS and Gantt chart using Microsoft project wasn't too difficult as I had learnt these skills back in third year of college in the group project module. Overall I feel the project proposal and project plan documents are completed to a high standard, I certainly put a substantial amount of effort into both documents.

September was a productive month for me on this project. I managed to complete the first two documents five days in advance, alongside that I completed my reflective journal for September comfortably before its due date on the 6th October 2015. The frustrating elements during September were, performing the laborious task of brainstorming project ideas, and having to extensively research what was required under certain headings within the project proposal document.

In October I will meet up with the client to discuss various aspects of the new website. Once I have gathered all the requirements, I will then begin formulating the requirements specification document which is due on the 6th November 2015. During October I will also try to familiarise myself with WordPress, which I will be using extensively throughout this project.

6.2.2. October

The majority of October was unproductive for my final year project. A great deal of confusion surrounded what was expected from our newly developed BSHTM course on this project. We initially thought we needed to code a website or web application, but we now know that the requirement specification document is our primary deliverable for our final year project, according to our course director. The necessary amendments to the project brief have now been finalised and I intend to make up for lost time during November. To compound the difficulties associated with this project, I have been extremely busy completing other assignments, amongst the five other modules I am attending this semester at the National College of Ireland. The majority of these assignments are now complete, which means I can now delegate more time to my final year project.

During October I attended a meeting with my project supervisor, Dr Eugene F.M. O'Loughlin. This meeting highlighted the main deliverables of the project, along with resolving issues relating to the structure of the final document. I intend to arrange my first individual meeting with my project supervisor in November, this will take place in the first week of November. In this meeting I will finalise the structure of the project and make queries relating to various aspects of the project. A particular emphasis on the requirements specification document, which is due on the 20th November 2015, will be allocated to this meeting.

The primary objective in the month of November is to complete the first draft of my requirements specification document. This will initially require conducting interviews, distributing questionnaires, and potentially organising focus group sessions with various stakeholders. I will create my November reflective journal along with starting the first parts of the final document throughout the month of November. These document sections consist of an introduction to the project, a literature review and a materials and methods section. My college assignments are beginning to accumulate but I intend to delegate my time effectively over the next few weeks in college. The supervisor meeting in November should highlight important aspects of the project. Despite my disappointment with how the final year project has been organised thus far, I am keen to start making progress on the project over the next few weeks.

6.2.3. November

My first supervisor meeting took place on the 12th November 2015. We discussed the initial sections of the project, relating to requirements gathering techniques, throughout this meeting. He explained the main techniques that I should utilise for gathering requirements in my project. These techniques consisted of interviews, brainstorming sessions, surveys, interface analysis, requirements workshops, amongst many others. We then discussed the main deliverables of the project in minor detail such as the mid-point presentation, the project website, and the project showcase. The supervisor finished off the meeting by explaining the information required in my next deliverable, which gave me a clear indication of the amount of work that still needed to be completed.

During November I formulated the requirement specification document. This deliverable contains a business need, business case, a stakeholder list, and it outlines the various requirement elicitation techniques that I will be utilising during the requirements collection phase of this project. These techniques consist of a survey, brainstorming session, three interviews, a requirements workshop, interface analysis, acceptance and evaluation criteria, and document analysis. Specific details relating to these techniques such as the types of participants, location, timing, objectives, and rules, are clearly outlined in the requirement specification document. I feel that November was a productive month for me on this project. I have established the techniques that I will be utilising for gathering requirements and I have prepared well for these sessions. To the contrary, I still need to gather these requirements before the New Year which will be a challenge. My semester one exams begin in early January, which is another constraint for initially gathering and subsequently documenting all the requirements in this project.

During the first week in December I will meet up with my project supervisor to discuss the next phase of my final year project. I plan to implement the various elicitation techniques during December and I am hoping to gather a broad list of requirements from my client at this stage of the project. I will be documenting the requirements in early January after my semester one exams are complete. After the project requirements have been gathered, I plan to organise another supervisor meeting to discuss the next phase of the project. This meeting should ideally occur before I begin documenting the requirements in early January.

Supervisor Meeting:

Date of Meeting: 12th November 2015.

Items Discussed: Outlined the exact structure of the requirement specification document, discussed the types of elicitation techniques in extensive detail, briefly addressed the content required in the mid-point presentation, and outlined the overall project structure in minor detail during this meeting.

6.2.4. December

During the month of December I finished the planning phase of the requirement specification document. I intend to utilise seven elicitation techniques for the requirements gathering stage of this project. This requirement specification document contains a brief introduction, a business case, a business need, along with specific details on the seven elicitation techniques that I intend to use. The techniques that I have decided to utilise consist of the following. A detailed survey, a brainstorming session, three interviews, a requirements workshop, interface analysis, acceptance and evaluation criteria, along with potentially using document analysis if it's deemed appropriate for this project.

I have five college exams from the 6th to the 14th of January 2016. This will significantly restrict the amount of time I can delegate to this project during the first half of January. To the contrary, I have approximately a week and a half off college after my college exams are complete. During this period of time I intend to gather the requirements associated with this project by implementing the various elicitation techniques mentioned above. I will subsequently document these requirements at the end of January. In late January I will construct the project website using WordPress, which must be showcased at the mid-point presentation in early February of 2016. In late January and during the early stages of February I will formulate the mid-point presentation and I intend to adequately prepare before the presentation takes place in February. This presentation will be created using Microsoft PowerPoint. I intend to practice for this mid-point presentation in front of colleagues and family members on numerous occasions before the actual presentation is delivered in February.

Supervisor Meeting:

Date of Meeting: 10th December 2015.

Items Discussed: During this meeting we discussed various elements associated with my requirement specification document. This included the overall structure of the document along with the elicitation techniques that I've decided to utilise for gathering requirements. We then discussed the level of detail associated with the planning stage of the document. I outlined that I have a brief overview of each technique, objectives, participants, location, timing, rules, along with many other pieces of information within the document. The project supervisor seemed satisfied with my progress on the requirement specification document thus far. Upon finishing the meeting, we discussed the various elements required within the project website. The last topic we discussed was the marking scheme for the mid-point presentation which had been discussed in detail during our project class in the morning of the 10th December 2015, before our meeting initiated. I wanted to clarify some details associated with the mid-point presentation itself, which I succeeded in doing at the end of this project supervisor meeting.

6.2.5. January

I certainly feel that I was productive in January. To the contrary, the semester one college exams did affect my efficiency in the early stages of the month. After all the college exams finished, I solely focused on the final year project itself. I used WordPress.org in the early part of the month to create the final project website, which is primarily for the project showcase in May of 2016. I downloaded a Wamp server and then created a phpMyAdmin account, as these aspects are required to facilitate installing WordPress. I certainly found this part of the whole process the most challenging, since I had never utilised a Wamp server before. The project website looks well and I'm almost ready to display it at the midpoint presentation on approximately the 12th February 2016.

In terms of the project itself, I performed a brainstorming session and gathered a significant quantity of survey responses in late January. The planning stage of the seven elicitation techniques is now almost complete. To the contrary, the elicitation results section of my project needs to be extensively covered in the early part of February, ideally before the midpoint presentation takes place. The midpoint presentation itself is almost complete. On the 2nd February 2016 I will be discussing the elements required in the presentation, along with the project website and the results needed in the midpoint presentation with my supervisor. If it's deemed acceptable by my project supervisor, I will ask him to evaluate my project website during this supervisor meeting. This is most likely going to be the last meeting before the midpoint project presentation commences.

During the month of February I will be working on numerous tasks. The project website will be put on hold during this month. All the elicitation results will be gathered and documented, which is my primary objective for the month. Prior to that occurring, I will complete the midpoint presentation PowerPoint slides and subsequently prepare for the presentation itself. Once the midpoint presentation is complete, and all the results have been documented, I will update my project website with the relevant content prior to proceeding to the next stage. The only potential barrier to achieving my goals for February relate to assignments for my other modules. To the contrary, I only have two modules instead of five modules during semester two, which is a substantial improvement from semester one.

The midpoint document that's due in February won't be too burdensome, as I've the majority of the tasks associated with this document already complete. This document symbolises the progress I've made on the project to date. Despite it not being worth any marks toward the overall final project grade, I will put in a substantial effort into uploading a comprehensive document by its due date on the 4th February 2016. I am aware that a significant amount of work still needs to be done on this project. Consequently, I must continue to work hard on this project over the course of the next month. It's vital that I manage to achieve all my set objectives for February, as this will ensure that my project remains on schedule. If I manage to achieve all my set goals for February, I will begin working on the final project document throughout the month of March.

6.2.6. February

During the month of February I made substantial progress on this project. The mid-point presentation went extremely well, although I'm still fully aware of the amount of work that still needs to be done. I uploaded the mid-point document on time and to a high standard in early February. This document contained all of the work that I've done since September 2015. This work included the reflective journals, the project proposal, elicitation planning, and all of the results that I've gathered from stakeholders to date on this project. I prepared, conducted, and subsequently documented all three interviews during the month of February. I proofread the work that I've done to date on my final year project, throughout the month of February as well, which was time-consuming but very effective.

I utilised the results of the survey, the brainstorming session, and the three interviews to construct a prototype of the new Seaview golf club website. This prototype will be used as part of the requirements workshop. During February I also planned for the requirements workshop in extensive detail. The prototyping technique wasn't a part of my original project plan, but I do feel that it portrays a great visual representation of the Seaview golf club website. The prototype of the new website should be easily interpreted by all the stakeholders during the requirements workshop, these stakeholders will be encouraged to critique the prototype during the requirements workshop on the 26th February 2016.

The month of March will be another very busy period for me on this project. I will be preparing for the project showcase in the early stages of the month. The results of the requirements workshop will be documented, and I will make plans for the last two or three elicitation techniques. In the later stages of the month, I will start constructing the IEEE technical report, which is the main component of my project. My assignments for the other two modules, which consist of agile project management and business process management, are the only barriers which exist during the month of March. I am beginning to make great progress on my final year project, which is a huge relief, but a lot more work has to be done over the course of the next few months. During my next project supervisor meeting, we will discuss the approach that I should take for the techniques that I'm planning to utilise next. This will be followed by a brief discussion about the IEEE template, along with how I should construct the final technical report.

Supervisor Meeting:

Date of Meeting: 2nd February 2016.

Items Discussed: We discussed the project website, the mid-point presentation, and we reviewed my requirements elicitation survey during this meeting. The project supervisor outlined the most important components which should be addressed during the mid-point presentation. These consisted of a brief project background, a project plan, the technologies used, and a detailed list of all the elicitation techniques that I plan to utilise, amongst other topics. The project supervisor also requested for me to make some minor adjustments to some of my survey questions after the meeting finished, which I adhered to promptly.

6.2.7. March

During the month of March I was extremely busy with assignments for my two other modules, these consist of business process management and agile project management respectively. I studied for my final year exams as well, which take place on the 13th of April and the 14th of April respectively. These activities did restrict my progress on my final year project in the month of March. Conversely, I finalised the prototype for the Seaview golf club website, I proofread all of the work that I have completed on the project to date, and I performed interface analysis which consisted of creating a highly detailed UML use case diagram.

In April I must attend two college exams, for agile project management and business process management respectively, which will involve studying from the 1st of April to the 14th of April. Consequently, that will leave roughly half of the month to finish off my final year project, prepare for the final presentation, and to create a poster for the project showcase in May which constitutes roughly five percent of my overall project grade. Once my final year exams are finished I will begin the last component of my final year project. This will involve utilising the IEEE requirements specification template to construct a highly detailed technical report for the new Seaview golf club website. During the next project supervisor meeting, I will discuss the approach that I should take for the IEEE requirements specification document. This will be followed by a brief discussion about the final presentation, along with a conversation about the vital elements of the project showcase poster. I am pleased with my progress to date on this project, but I am fully aware that many more tasks must be completed immediately after my exams are finished on the 14th of April 2016. These tasks include creating and preparing for the final project presentation, completing the IEEE requirements specification document, developing a poster for the project showcase, and finally printing off and handing in my final year project report and the showcase poster.

Supervisor Meeting:

Date of Meeting: 1st March 2016.

Items Discussed: During this supervisor meeting we briefly discussed the IEEE requirements specification document, we evaluated the techniques that I have completed to date on the project, and I received feedback on the midpoint presentation. The project supervisor also requested for me to utilise specific resources for the final component of my project, which will constitute of a highly detailed IEEE requirements specification document. This will be subsequently used by a developer to create the Seaview golf club website, which is based on the specific needs of key project stakeholders.

6.2.8. April

After my final year college examinations finished on the 14th April 2016, I started working on the final component of my project. This section consisted of a highly detailed IEEE requirements specification document. I followed a template which was officially published by IEEE for this part of the project. This section contains a detailed list of both functional and non-functional requirements which shall be associated with the new website, along with an introduction section. I followed the clear guidelines which were provided by my supervisor for this section of the project. He clearly stated that I must cover both functional and non-functional requirements in the IEEE requirements specification section of the project. When this document was complete, I then began to formulate the project poster which will be displayed at the project showcase on the 25th May 2016. When I was fully satisfied with the poster and the requirements specification document, I then started to formulate the project report which must be submitted on or before the 11th May 2016. My overall objective is to complete this project report along with the project poster by the 5th May 2016. This means that I can get these parts of my final year project printed off well in advance of the project's deadline day.

When the project report and the project poster are completed and subsequently handed into the National College of Ireland, I will then start formulating the final year project presentation slides. This presentation is due to take place from five o'clock until six o'clock on the 18th May 2016, whilst the presentation slides must be uploaded by the 16th May 2016. Consequently, I should have approximately eight days to formulate and subsequently upload this presentation. The project website documents must also be updated. The project showcase, which will take place on the 25th May 2016 at the National College of Ireland, will mainly consist of the project poster and the project website. When I have finished performing my final year project presentation, I will finalise my project website to ensure that it's appealing and fully up-to-date with the relevant project content. I will have approximately six days to prepare for the project showcase demonstration.

My final year project is now almost complete and it's hard to believe how fast the time has gone at college over the last four years. My college examinations are finished and when the project showcase is complete on the 25th May 2016 it will close off my time at the National College of Ireland. I have really enjoyed the challenges of college life and the friendships that I have built over the last few years. The final components of my final year project will be finished over the next few weeks. I must complete the final project report and the project poster by the 11th May 2016. The final year project presentation takes place on the 18th May 2016 and the project showcase day will commence on the 25th May 2016.